SCNR6028

SMD POWER INDUCTORS

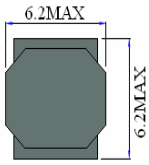

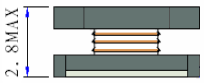



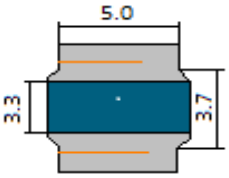

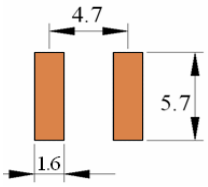

● Features

1. Open frame construction.

ELECTRICAL CHARACTERISTICS

Part Number	Inductance (uH) (1)	Test Frequency	DC Resistance (Ω MAX) (2)	Saturation Current (3) (A)	Temperature Current (4) (A)
SCNR6028-0R9	0.9	100KHZ	17.0	6.60	4.50
SCNR6028-1R5	1.5	100KHZ	21.0	5.00	4.00
SCNR6028-2R2	2.2	100KHZ	26.0	4.20	3.60
SCNR6028-3R0	3.0	100KHZ	30.0	3.60	3.10
SCNR6028-4R7	4.7	100KHZ	37.2	2.70	2.50
SCNR6028-6R0	6.0	100KHZ	48.0	2.50	2.20
SCNR6028-100	10	100KHZ	78.0	1.90	1.90
SCNR6028-150	15	100KHZ	114	1.60	1.60
SCNR6028-220	22	100KHZ	180	1.30	1.20
SCNR6028-330	33	100KHZ	264	1.10	1.00
SCNR6028-470	47	100KHZ	360	0.95	0.85
SCNR6028-680	68	100KHZ	504	0.76	0.70
SCNR6028-101	100	100KHZ	720	0.62	0.60

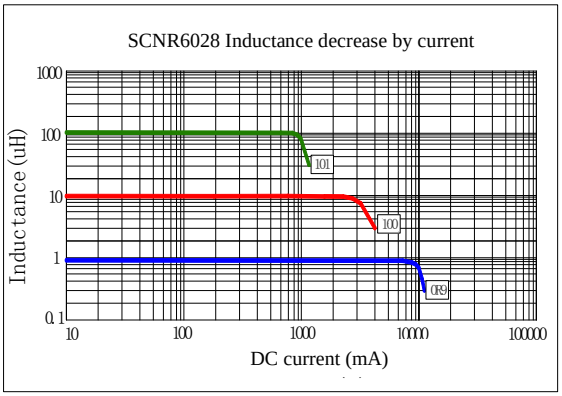

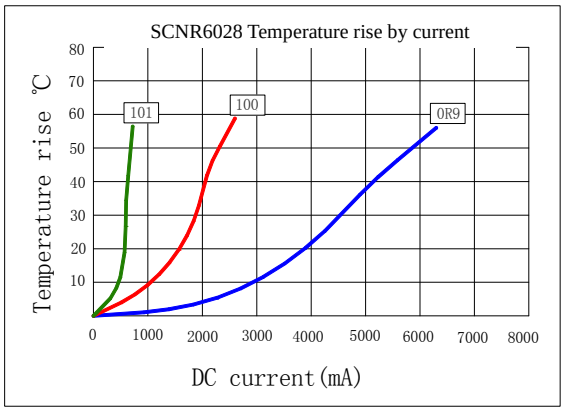

(1). Inductance tested at 0.25V, 0ADC and 25℃.
Tolerance of inductance: 0.9uH-3.0uH:±30% (N).
4.7uH-100uH:±20% (M).

(2).DCR measured at 25℃.

(3).The DC current at which the inductance decreases by 30% from its initial value.

(4).The DC current that results in a 40℃ temperature rise from 25℃ ambient.

Click here for QUANTITY PER REEL & PACKING INFORMATION

Custom versions available upon request.

© 2019 Signal Transformer –Specification subject to change without notice. 12.19

128 Atlantic Avenue, Lynbrook, NY 11563
Toll Free 866-239-5777 • Tel 516-239-5777 • Fax 516-239-7208
Sales@signaltransformer.com • techhelp@signaltransformer.com