


# BH Series

## Industrial Control Transformers

The BH Series of Industrial Control Transformers offers robust units with a compact construction, easily adaptable to multiple industrial application requirements. These rugged parts provide stable output voltages during high inrush conditions to machine tool control devices and isolate control circuits from other power and lighting sources. The benefit of isolation enables an independently safe operation of other grounded or ungrounded circuits away from neighboring power or lighting grounds.

Encapsulation provides protection from contaminants and moisture, and a higher thermal conductivity which dissipates heat away from the core's hot and windings.



### General Features

- Optional primary fusing
- Molded terminals for maximum durability
- Economic solutions for high inrush applications
- Encapsulated coils
- High quality silicon steel laminations to minimize core loss and optimize performance
- Copper magnet wire for efficient operation
- Secondary fuse clips where applicable

### Specifications

- 50/60 Hz operation frequency
- 130°C insulation system
- 25 - 750 VA power ratings

### Standards & Certifications

- UL Recognized to UL 506/5085-2, File #E63829

### Industry Standards

- Performance meets/exceeds requirements of ANSI/NEMA ST-1
- Regulation exceeds ANSI/NEMA requirements for all ratings
- All control transformers are built and tested in accordance with applicable NEMA, ANSI & IEEE standards

## PRODUCT IDENTIFICATION

**BH - 0050 - A - FB**

**Type / Product Series**  
BH = Industrial Control Transformers

**VA Rating**  
 0025 = 25  
 0050 = 50  
 0075 = 75  
 0100 = 100  
 0150 = 150  
 0200 = 200  
 0250 = 250  
 0300 = 300  
 0350 = 350  
 0500 = 500  
 0750 = 750

**Modifications**

**FB** = Factory mounted two-pole primary fuse block for rejection type fuses  
**XX** = No secondary fuse clips

**Voltage**

	Primary	Secondary
<b>A</b> =	120 x 240	24
<b>B</b> =	240 x 480 230 x 460 220 x 440	120 / 115 / 110
<b>C</b> =	240 x 480	24
<b>D</b> =	240 x 480	120 x 240
<b>J</b> =	208 / 277	120
<b>L</b> =	230 / 460 / 575	115 / 95
<b>O</b> =	550 / 575 / 600	110 / 115 / 120
<b>P</b> =	380 / 400 / 415	110 x 220
<b>R</b> =	380 / 400 / 415	22 / 23 / 24
<b>S</b> =	550 / 575 / 600	22 / 23 / 24
<b>T</b> =	200 / 220 / 240 208 / 230 / 460 240 / 480	23 / 110 24 / 115 25 / 120

**Note:**

- For voltage combinations not shown, please contact Signal sales office. Use table for catalog number breakdown only. Do not use to create catalog numbers because all combinations may not be valid.

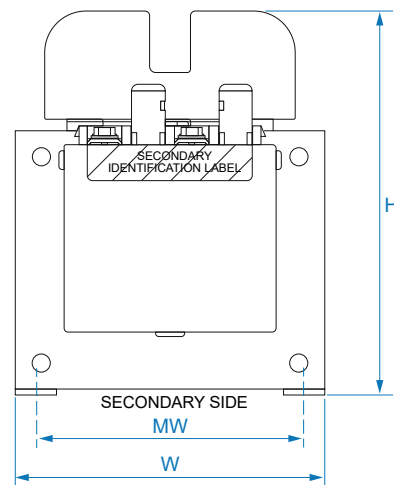
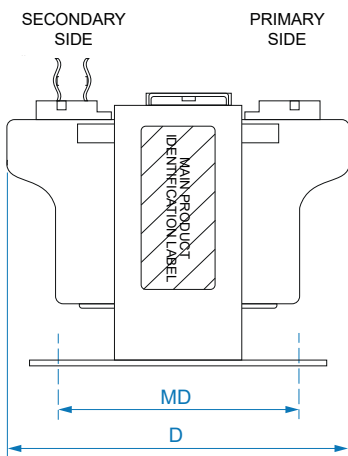
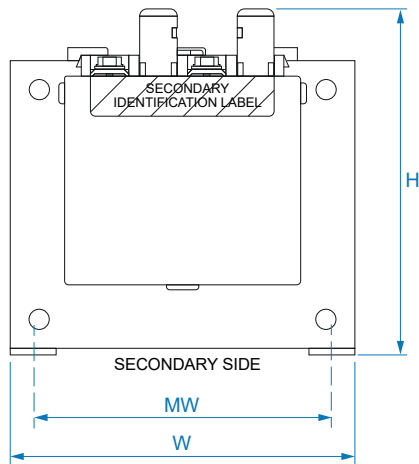
**Custom versions available upon request.**



128 Atlantic Avenue, Lynbrook, NY 11563  
 Toll Free 866-239-5777 | Tel 516-239-5777 | Fax 516-239-7208  
 sales@signaltransformer.com | techhelp@signaltransformer.com

[belfuse.com/signal](http://belfuse.com/signal)

## MECHANICAL SPECIFICATIONS



Transformer VA	Dimensions (in)					Inrush VA at 20% Power Factor (Secondary Voltage)		
	Height	Width	Depth	MW	MD	95%	90%	85%
25	3-3/16	3	3-1/16	2-1/2	1-1/2	100	130	150
50	3-3/16	3	3-3/4	2-1/2	2	170	200	240
75	3-3/16	3	4	2-1/2	2-7/16	310	410	540
100	3-1/2	3-3/8	3-7/8	2-3/16	2-7/16	370	540	730
150	3-13/16	3-3/4	3-15/16	3-1/8	2-7/8	780	930	1150
200	4-1/2	4-1/2	4-1/16	3-3/4	2-7/16	810	1150	1450
250	4-1/2	4-1/2	4-3/16	3-3/4	2-7/8	1400	1900	2300
300	4-1/2	4-1/2	4-1/2	3-3/4	3-3/16	1900	2700	3850
350	4-1/2	4-1/2	4-11/16	3-3/4	3-3/4	3100	3650	4800
500	5-1/16	5-1/4	5-5/8	4-3/8	3-7/8	4000	5300	7000
750	5-1/16	5-1/4	6-5/8	4-3/8	5-3/8	8300	11000	14000

**Notes:**

- “H” is always depicted at maximum value
- Add 1.375 to “H” when unit is supplied with Primary Fuse Block
- Subtract 0.5 from “H” when unit is supplied without Secondary Fuse Clips

**Custom versions available upon request.**



128 Atlantic Avenue, Lynbrook, NY 11563  
Toll Free 866-239-5777 | Tel 516-239-5777 | Fax 516-239-7208  
sales@signaltransformer.com | techhelp@signaltransformer.com

[belfuse.com/signal](http://belfuse.com/signal)

## TRANSFORMERS WITHOUT PRIMARY FUSE BLOCKS

**Primary:** 120 x 240 with Jumpers  
**Secondary:** 24 with Fuse Clips for 13/32 x 1-1/2 Fuses

Part Number	VA	Wiring Diagram <sup>1</sup>	Weight lb (kg)
BH-0050A	50	3	2.6 (1.2)
BH-0075A	75	3	3.6 (1.6)
BH-0100A	100	3	4.4 (2.0)
BH-0150A	150	3	6.7 (3.0)
BH-0200A	200	3	8.3 (3.8)
BH-0250A	250	3	10.1 (4.6)
BH-0300A	300	3	11.2 (5.1)
BH-0350A	350	3	13.2 (6.0)
BH-0500A	500	3	17.5 (7.9)

**Primary:** 240 x 480, 230 x 460, 220 x 440 with Jumpers  
**Secondary:** 120 / 115 / 110  
with Fuse Clips for 13/32 x 1-1/2 Fuses

Part Number	VA	Wiring Diagram <sup>1</sup>	Weight lb (kg)
BH-0025B	25	1	1.7 (0.8)
BH-0050B	50	1	2.6 (1.2)
BH-0075B	75	1	3.5 (1.6)
BH-0100B	100	1	4.2 (1.9)
BH-0150B	150	1	6.7 (3.0)
BH-0200B	200	1	8.5 (3.9)
BH-0250B	250	1	10.0 (4.5)
BH-0300B	300	1	11.3 (5.1)
BH-0350B	350	1	13.6 (6.2)
BH-0500B	500	1	19.2 (8.7)
BH-0750B	750	1	28.1 (12.8)

**Primary:** 240 x 480 with Jumpers  
**Secondary:** 120 x 240 with Jumpers  
(Fuse Clips Not Applicable)

Part Number	VA	Wiring Diagram <sup>1</sup>	Weight lb (kg)
BH-0050DXX	50	11	2.6 (1.2)
BH-0075DXX	75	11	3.5 (1.6)
BH-0100DXX	100	11	4.2 (1.9)
BH-0150DXX	150	11	6.7 (3.1)
BH-0200DXX	200	11	8.5 (3.9)
BH-0250DXX	250	11	10.0 (4.6)
BH-0300DXX	300	11	11.8 (5.4)
BH-0350DXX	350	11	13.6 (6.2)
BH-0500DXX	500	11	17.5 (8.0)
BH-0750DXX	750	11	26.4 (12.0)

**Primary:** 240 x 480 with Jumpers  
**Secondary:** 24 with Fuse Clips for 13/32 x 1-1/2 Fuses  
(through 500 VA)

Part Number	VA	Wiring Diagram <sup>1</sup>	Weight lb (kg)
BH-0050C	50	2	2.7 (1.2)
BH-0075C	75	2	3.5 (1.6)
BH-0100C	100	2	4.2 (1.9)
BH-0150C	150	2	6.7 (3.0)
BH-0200C	200	2	8.5 (3.9)
BH-0250C	250	2	10.1 (4.6)
BH-0300C	300	2	11.4 (5.2)
BH-0350C	350	2	13.4 (6.1)
BH-0500C	500	2	17.5 (7.9)
BH-0750C	750	2	28.1 (12.8)

*For appropriate Schematic Diagram see pages 10 and 11*

**Custom versions available upon request.**



128 Atlantic Avenue, Lynbrook, NY 11563  
Toll Free 866-239-5777 | Tel 516-239-5777 | Fax 516-239-7208  
sales@signaltransformer.com | techhelp@signaltransformer.com

[belfuse.com/signal](http://belfuse.com/signal)

**Primary: 208/277**  
**Secondary: 120**  
with Fuse Clips for 13/32 x 1-1/2 Fuses

Part Number	VA	Wiring Diagram <sup>1</sup>	Weight lb (kg)
BH-0050J	50	4	2.9 (1.3)
BH-0075J	75	4	3.8 (1.7)
BH-0100J	100	4	4.5 (2.0)
BH-0150J	150	4	6.9 (3.1)
BH-0200J	200	4	8.7 (3.9)
BH-0250J	250	4	10.2 (4.6)
BH-0300J	300	4	11.4 (5.2)
BH-0350J	350	4	13.7 (6.2)
BH-0500J	500	4	17.2 (7.8)
BH-0750J	750	4	25.7 (11.7)

**Primary: 230/460/75**  
**Secondary: 115/95**  
with Fuse Clips for 13/32 x 1-1/2 Fuses

Part Number	VA	Wiring Diagram <sup>1</sup>	Weight lb (kg)
BH-0050L	50	5	3.5 (1.6)
BH-0075L	75	5	4.5 (2.0)
BH-0100L	100	5	6.0 (2.7)
BH-0150L	150	5	7.7 (3.5)
BH-0200L	200	5	9.0 (4.1)
BH-0250L	250	5	9.7 (4.4)
BH-0300L	300	5	11.7 (5.3)
BH-0350L	350	5	16.5 (7.5)
BH-0500L	500	5	21.5 (9.8)
BH-0750L	750	5	28.0 (12.7)

**Primary: 380/400/415**  
**Secondary: 110 x 220 with Jumpers**  
(Fuse Clips Not Applicable)

Part Number	VA	Wiring Diagram <sup>1</sup>	Weight lb (kg)
BH-0050PXX	50	6	3.0 (1.4)
BH-0075PXX	75	6	4.0 (1.8)
BH-0100PXX	100	6	5.2 (2.4)
BH-0150PXX	150	6	7.0 (3.2)
BH-0200PXX	200	6	8.7 (3.9)
BH-0250PXX	250	6	10.2 (4.6)
BH-0300PXX	300	6	11.0 (5.0)
BH-0350PXX	350	6	13.0 (5.9)
BH-0500PXX	500	6	20.0 (9.1)
BH-0750PXX	750	6	28.0 (12.7)

**Primary: 550/575/600**  
**Secondary: 110/115/120**  
with Fuse Clips for 13/32 x 1-1/2 Fuses

Part Number	VA	Wiring Diagram <sup>1</sup>	Weight lb (kg)
BH-0050O	50	10	2.7 (1.2)
BH-0075O	75	10	3.6 (1.6)
BH-0100O	100	10	4.2 (1.9)
BH-0150O	150	10	6.8 (3.1)
BH-0200O	200	10	8.4 (3.8)
BH-0250O	250	10	10.0 (4.6)
BH-0300O	300	10	11.3 (5.1)
BH-0350O	350	10	13.6 (6.2)
BH-0500O	500	10	16.8 (7.6)
BH-0750O	750	10	25.7 (11.7)

For appropriate Schematic Diagram see pages 10 and 11

**Custom versions available upon request.**



128 Atlantic Avenue, Lynbrook, NY 11563  
Toll Free 866-239-5777 | Tel 516-239-5777 | Fax 516-239-7208  
sales@signaltransformer.com | techhelp@signaltransformer.com

[belfuse.com/signal](http://belfuse.com/signal)

**Primary: 380 / 400 / 415**  
**Secondary: 22 / 23 / 24**  
with Fuse Clips for 13/32 x 1-1/2 Fuses

Part Number	VA	Wiring Diagram <sup>1</sup>	Weight lb (kg)
BH-0050R	50	13	2.5 (1.1)
BH-0075R	75	13	3.5 (1.6)
BH-0100R	100	13	4.0 (1.8)
BH-0150R	150	13	6.5 (3.0)
BH-0200R	200	13	8.2 (3.7)
BH-0250R	250	13	10.0 (4.5)
BH-0300R	300	13	11.0 (5.0)
BH-0350R	350	13	13.6 (6.2)
BH-0500R	500	13	17.7 (8.0)

**Primary: 550 / 575 / 600**  
**Secondary: 22 / 23 / 24**  
with Fuse Clips for 13/32 x 1-1/2 Fuses

Part Number	VA	Wiring Diagram <sup>1</sup>	Weight lb (kg)
BH-0050S	50	12	2.5 (1.1)
BH-0075S	75	12	3.5 (1.6)
BH-0100S	100	12	4.0 (1.8)
BH-0150S	150	12	6.5 (3.0)
BH-0200S	200	12	8.2 (3.7)
BH-0250S	250	12	10.0 (4.5)
BH-0300S	300	12	11.0 (5.0)
BH-0350S	350	12	13.6 (6.2)
BH-0500S	500	12	17.7 (8.0)
BH-0750SXX	750	12	28.0 (12.7)

**Primary: 200 / 220 / 440; 208 / 230 / 460; 240 / 480;**  
**Secondary: 23 / 110; 24 / 115; 25 / 120**  
with Fuse Clips for 13/32 x 1-1/2 Fuses

Part Number	VA	Wiring Diagram <sup>1</sup>	Weight lb (kg)
BH-0050T	50	7	3.4 (1.5)
BH-0075T	75	7	4.8 (2.2)
BH-0100T	100	7	5.9 (2.7)
BH-0150T	150	7	7.9 (3.6)
BH-0200T	200	7	10.6 (4.8)
BH-0250T	250	7	13.9 (6.3)
BH-0300T	300	7	15.5 (7.0)
BH-0350T	350	7	16.8 (7.6)
BH-0500T	500	7	23.4 (10.6)

For appropriate Schematic Diagram see pages 10 and 11

**Custom versions available upon request.**



128 Atlantic Avenue, Lynbrook, NY 11563  
Toll Free 866-239-5777 | Tel 516-239-5777 | Fax 516-239-7208  
sales@signaltransformer.com | techhelp@signaltransformer.com

[belfuse.com/signal](http://belfuse.com/signal)

## TRANSFORMERS WITH PRIMARY FUSE BLOCKS

**Primary:** 120 x 240 with Jumpers & Two-Pole Primary Fuse Block for Rejection-Type Fuses  
**Secondary:** 24 with Fuse Clips for 13/32 x 1-1/2 Fuses

Part Number	VA	Wiring Diagram <sup>1</sup>	Weight lb (kg)
BH-0050AFB	50	3	2.8 (1.3)
BH-0075AFB	75	3	3.8 (1.7)
BH-0100AFB	100	3	4.6 (2.1)
BH-0150AFB	150	3	6.9 (3.1)
BH-0200AFB	200	3	8.5 (3.9)
BH-0250AFB	250	3	10.3 (4.7)
BH-0300AFB	300	3	11.4 (5.2)
BH-0350AFB	350	3	13.4 (6.1)
BH-0500AFB	500	3	17.7 (8.0)

**Primary:** 240 x 480, 230 x 460, 220 x 440 with Jumpers & Two-Pole Primary Fuse Block for Rejection-Type Fuses  
**Secondary:** 120 / 115 / 110 with Fuse Clips for 13/32 x 1-1/2 Fuses

Part Number	VA	Wiring Diagram <sup>1</sup>	Weight lb (kg)
BH-0050BFB	50	1	2.8 (1.3)
BH-0075BFB	75	1	3.7 (1.7)
BH-0100BFB	100	1	4.4 (2.0)
BH-0150BFB	150	1	6.9 (3.1)
BH-0200BFB	200	1	8.7 (3.9)
BH-0250BFB	250	1	10.2 (4.6)
BH-0300BFB	300	1	11.5 (5.2)
BH-0350BFB	350	1	13.8 (6.3)
BH-0500BFB	500	1	19.4 (8.8)
BH-0750BFB	750	1	28.3 (12.8)

**Primary:** 208 / 277 with Two-Pole Primary Fuse Block for Rejection-Type Fuses  
**Secondary:** 24 with Fuse Clips for 13/32 x 1-1/2 Fuses

Part Number	VA	Wiring Diagram <sup>1</sup>	Weight lb (kg)
BH-0050JFB	50	4	3.1 (1.4)
BH-0075JFB	75	4	4.0 (1.8)
BH-0100JFB	100	4	4.7 (2.1)
BH-0150JFB	150	4	7.1 (3.2)
BH-0200JFB	200	4	8.9 (4.0)
BH-0250JFB	250	4	10.4 (4.7)
BH-0300JFB	300	4	11.6 (5.3)
BH-0350JFB	350	4	13.9 (6.3)
BH-0500JFB	500	4	17.4 (7.9)

**Primary:** 240 x 480 with Jumpers & Two-Pole Primary Fuse Block for Rejection-Type Fuses  
**Secondary:** 24 with Fuse Clips for 13/32 x 1-1/2 Fuses

Part Number	VA	Wiring Diagram <sup>1</sup>	Weight lb (kg)
BH-0050CFB	50	2	2.8 (1.3)
BH-0075CFB	75	2	3.8 (1.7)
BH-0100CFB	100	2	4.4 (2.1)
BH-0150CFB	150	2	6.9 (3.1)
BH-0200CFB	200	2	8.7 (3.9)
BH-0250CFB	250	2	10.3 (4.7)
BH-0300CFB	300	2	11.6 (5.3)
BH-0350CFB	350	2	13.6 (6.2)
BH-0500CFB	500	2	17.7 (8.0)

For appropriate Schematic Diagram see pages 10 and 11

**Custom versions available upon request.**



128 Atlantic Avenue, Lynbrook, NY 11563  
 Toll Free 866-239-5777 | Tel 516-239-5777 | Fax 516-239-7208  
 sales@signaltransformer.com | techhelp@signaltransformer.com

[belfuse.com/signal](http://belfuse.com/signal)

**Primary:** 550/575/600 with Two-Pole Primary Fuse Block for Rejection-Type Fuses  
**Secondary:** 110/115/120 with Fuse Clips for 13/32 x 1-1/2 Fuses

Part Number	VA	Wiring Diagram <sup>1</sup>	Weight lb (kg)
BH-0050OFB	50	10	2.9 (1.3)
BH-0075OFB	75	10	3.8 (1.7)
BH-0100OFB	100	10	4.4 (2.0)
BH-0150OFB	150	10	7.0 (3.2)
BH-0200OFB	200	10	8.6 (3.9)
BH-0250OFB	250	10	10.2 (4.6)
BH-0300OFB	300	10	11.5 (5.2)
BH-0350OFB	350	10	13.8 (6.3)
BH-0500OFB	500	10	17.0 (7.7)
BH-0750OFB	750	10	25.9 (11.8)

**Primary:** 380/400/415 with Two-Pole Primary Fuse Block for Rejection-Type Fuses  
**Secondary:** 110x220 with Jumpers (Fuse Clips Not Available)

Part Number	VA	Wiring Diagram <sup>1</sup>	Weight lb (kg)
BH-0050PFBXX	50	6	3.2 (1.5)
BH-0075PFBXX	75	6	4.2 (1.9)
BH-0100PFBXX	100	6	5.4 (2.5)
BH-0150PFBXX	150	6	7.2 (3.3)
BH-0200PFBXX	200	6	8.9 (4.0)
BH-0250PFBXX	250	6	10.4 (4.7)
BH-0300PFBXX	300	6	11.2 (5.1)
BH-0350PFBXX	350	6	13.2 (6.0)
BH-0500PFBXX	500	6	20.2 (9.2)

**Primary:** 230/460/575 with Two-Pole Primary Fuse Block for Rejection-Type Fuses  
**Secondary:** 115/95 with Fuse Clips for 13/32 x 1-1/2 Fuses

Part Number	VA	Wiring Diagram <sup>1</sup>	Weight lb (kg)
BH-0050LFB	50	5	3.7 (1.7)
BH-0075LFB	75	5	4.7 (2.1)
BH-0100LFB	100	5	6.2 (2.8)
BH-0150LFB	150	5	7.9 (3.6)
BH-0200LFB	200	5	9.2 (4.2)
BH-0250LFB	250	5	9.9 (4.5)
BH-0300LFB	300	5	11.9 (5.4)
BH-0350LFB	350	5	16.7 (7.6)
BH-0500LFB	500	5	21.7 (9.9)

**Primary:** 380/400/415 with Two-Pole Primary Fuse Block for Rejection-Type Fuses  
**Secondary:** 22/23/24 with Fuse Clips for 13/32 x 1-1/2 Fuses

Part Number	VA	Wiring Diagram <sup>1</sup>	Weight lb (kg)
BH-0050RFB	50	13	2.6 (1.2)
BH-0075RFB	75	13	3.7 (1.7)
BH-0100RFB	100	13	4.2 (1.9)
BH-0150RFB	150	13	6.7 (3.0)
BH-0200RFB	200	13	8.4 (3.8)
BH-0250RFB	250	13	10.2 (4.6)

For appropriate Schematic Diagram see pages 10 and 11

**Custom versions available upon request.**



128 Atlantic Avenue, Lynbrook, NY 11563  
Toll Free 866-239-5777 | Tel 516-239-5777 | Fax 516-239-7208  
sales@signaltransformer.com | techhelp@signaltransformer.com

[belfuse.com/signal](http://belfuse.com/signal)



**Primary:** 550 / 575 / 600 with Two-Pole Primary Fuse Block for Rejection-Type Fuses  
**Secondary:** 22 / 23 / 24  
with Fuse Clips for 13/32 x 11/2 Fuses

Part Number	VA	Wiring Diagram <sup>1</sup>	Weight lb (kg)
BH-0050SFB	50	12	2.7 (1.2)
BH-0075SFB	75	12	3.7 (1.7)
BH-0100SFB	100	12	4.2 (1.9)
BH-0150SFB	150	12	6.7 (3.0)
BH-0200SFB	200	12	8.4 (3.8)
BH-0250SFB	250	12	10.2 (4.6)

**Primary:** 200 / 220 / 415; 208 / 230 / 460; 240 / 480 with Two-Pole Primary Fuse Block for Rejection-Type Fuses  
**Secondary:** 23 / 110; 24 / 115; 25 / 120  
with Fuse Clips for 13/32 x 1-1/2 Fuses

Part Number	VA	Wiring Diagram <sup>1</sup>	Weight lb (kg)
BH-0050TFB	50	7	3.6 (1.6)
BH-0075TFB	75	7	5.0 (2.3)
BH-0100TFB	100	7	6.1 (2.8)
BH-0150TFB	150	7	8.1 (3.7)
BH-0200TFB	200	7	10.8 (4.9)
BH-0250TFB	250	7	14.1 (6.4)
BH-0300TFB	300	7	15.7 (7.1)
BH-0350TFB	350	7	17.0 (7.7)
BH-0500TFB	500	7	23.6 (10.7)

<sup>1</sup> For appropriate Schematic Diagram see pages 10 and 11

**Custom versions available upon request.**



128 Atlantic Avenue, Lynbrook, NY 11563  
Toll Free 866-239-5777 | Tel 516-239-5777 | Fax 516-239-7208  
sales@signaltransformer.com | techhelp@signaltransformer.com

[belfuse.com/signal](http://belfuse.com/signal)

SCHEMATIC DIAGRAMS

Diagram 1

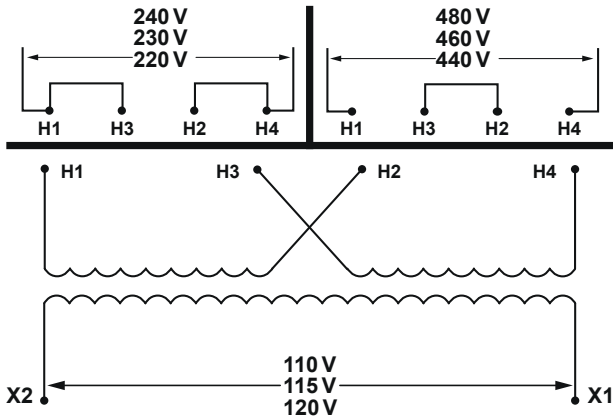


Diagram 2

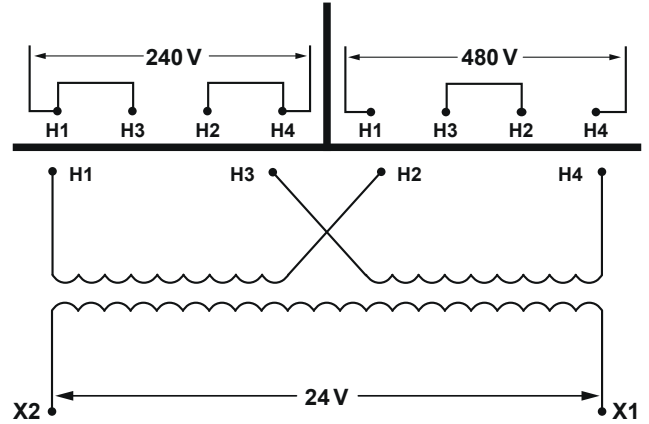


Diagram 3

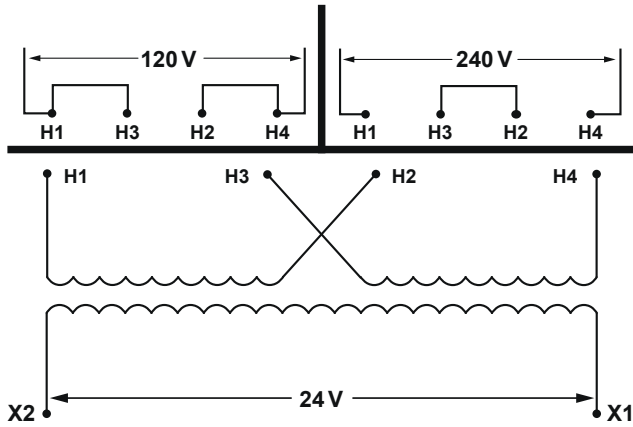


Diagram 4

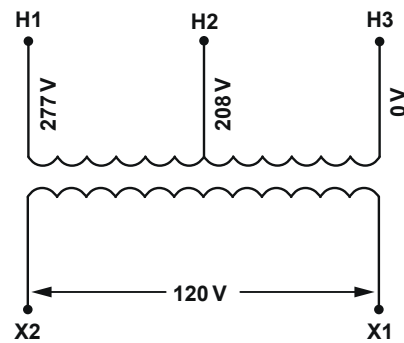


Diagram 5

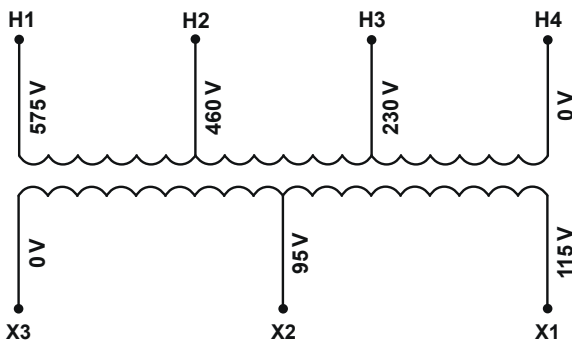
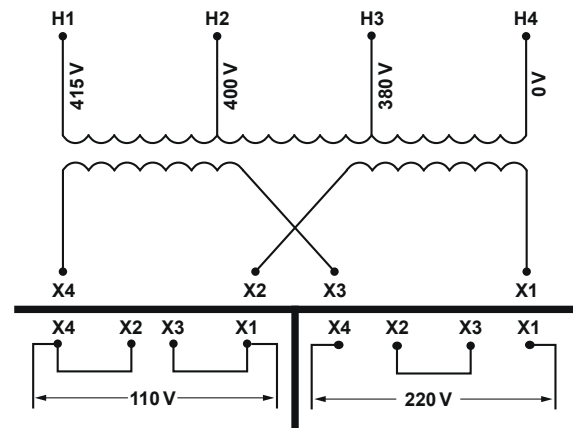


Diagram 6



Custom versions available upon request.



128 Atlantic Avenue, Lynbrook, NY 11563  
Toll Free 866-239-5777 | Tel 516-239-5777 | Fax 516-239-7208  
sales@signaltransformer.com | techhelp@signaltransformer.com

[belfuse.com/signal](http://belfuse.com/signal)

Diagram 7

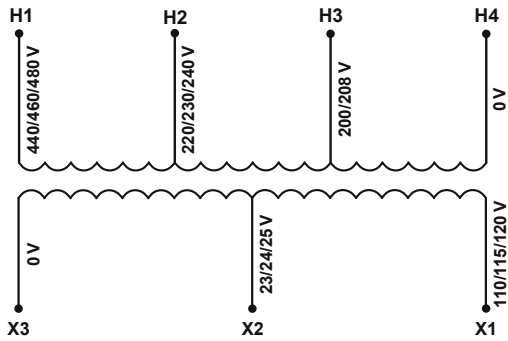


Diagram 10

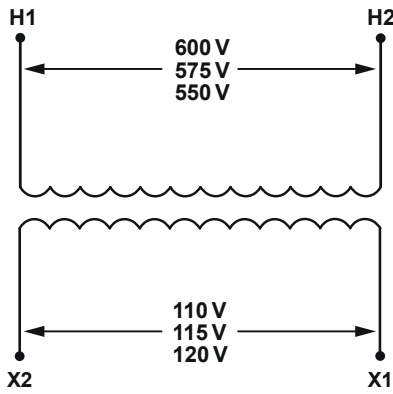


Diagram 11

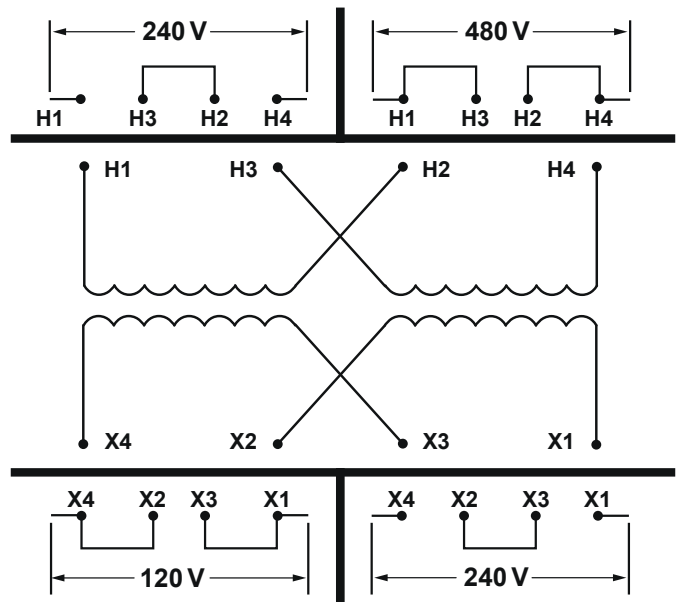


Diagram 12

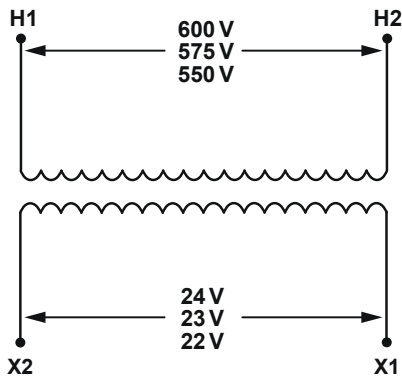
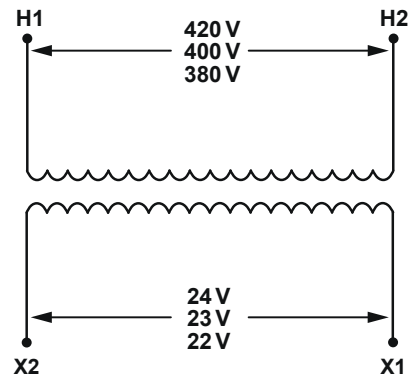


Diagram 13



Custom versions available upon request.



128 Atlantic Avenue, Lynbrook, NY 11563  
Toll Free 866-239-5777 | Tel 516-239-5777 | Fax 516-239-7208  
sales@signaltransformer.com | techhelp@signaltransformer.com

[belfuse.com/signal](http://belfuse.com/signal)

## ACCESSORIES

### PRIMARY FUSE BLOCK (PRE-INSTALLED ON MODELS WITH FB SUFFIX)

- Two-pole class CC fuse block, fuses are not included.  
When installed, the primary fuse block will add a maximum of 11/16 in to the transformer depth and 1-15/16 in to the transformer height.

### FINGER-SAFE TERMINAL COVER (OPTIONAL)

- Fits designs 25 - 750 VA

### FINGER-SAFE PRIMARY FUSE BLOCK COVER

- Fits two-pole primary fuse blocks

### SECONDARY FUSE CLIP

- Fits 500 VA and smaller models
- Fits models greater than 500 VA

## TECHNICAL INFORMATION

### INSULATION SYSTEM AND TEMPERATURE RISE

#### System Classification

Ambient	+ Rise	+Hot Spot	= Temp. Class
40°C	55°C	10°C	105°C
40°C	80°C	30°C	150°C
40°C	120°C	20°C	180°C
40°C	115°C	30°C	185°C
40°C	150°C	30°C	220°C

### MULTIPLE WINDINGS

Two similar coils in each windings can be connected in series or parallel.

Transformers with multiple windings are designated with an “x” or “/” between the voltage ratings, such as: “120/240” or “240 x 480”.

If the multiple winding is designated by an “x”, it can be only connected in series or parallel. With the “/” designation, a mid-point also becomes available.


A 120 x 240 winding can be connected either in 120 (parallel) or 240 (series), but 120/240 winding can be connected in 120 (parallel), 240 (series) or 240 with a 120 mid-point.

**Custom versions available upon request.**




128 Atlantic Avenue, Lynbrook, NY 11563  
Toll Free 866-239-5777 | Tel 516-239-5777 | Fax 516-239-7208  
sales@signaltransformer.com | techhelp@signaltransformer.com

[belfuse.com/signal](http://belfuse.com/signal)



## About Signal Transformer

Signal Transformer is known as the world's leader of wire wound magnetic solutions since 1959. With over 50 years of experience manufacturing transformers, chokes, inductors and custom or modified standard products. Signal offers not only the most comprehensive line of certified standard power conversion products, with our vast engineering, manufacturing and regulatory resources; Signal Transformer excels in the design and manufacturer of cost effective, specialized platforms.



**For more information,  
please contact us:**

128 Atlantic Avenue  
Lynbrook, NY 11563

**Toll Free +1 866-239-5777**

Tel +1 516-239-5777

Fax +1 516-239-7208

sales@signaltransformer.com  
techhelp@signaltransformer.com

[belfuse.com/signal](https://www.belfuse.com/signal)

