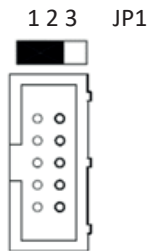
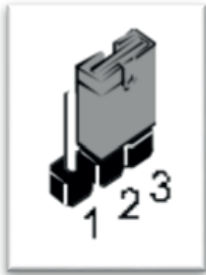
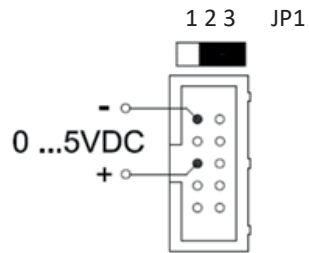


MAIN OUTPUT VOLTAGE TRIM (V1)



To adjust V_{out} manually by on board trimmer
place jumper cap shorting pins 1-2



To adjust V_{out} by external 0-5VDC source
place jumper cap shorting pins 2-3
0 V \rightarrow V_{out} = 100% nominal voltage
5 V \rightarrow V_{out} = nominal voltage reduced of 30 V

For more information on these products consult: tech.support@psbel.com

NUCLEAR AND MEDICAL APPLICATIONS - Products are not designed or intended for use as critical components in life support systems, equipment used in hazardous environments, or nuclear control systems.

TECHNICAL REVISIONS - The appearance of products, including safety agency certifications pictured on labels, may change depending on the date manufactured. Specifications are subject to change without notice.