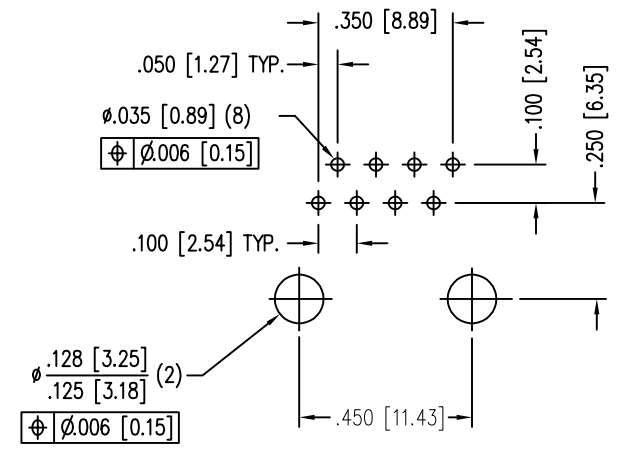
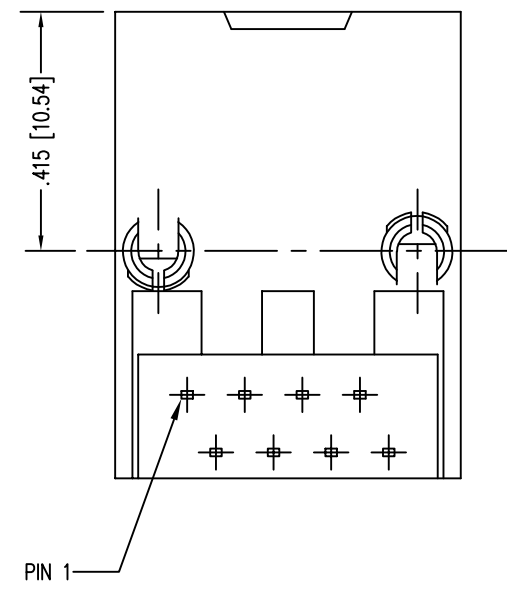
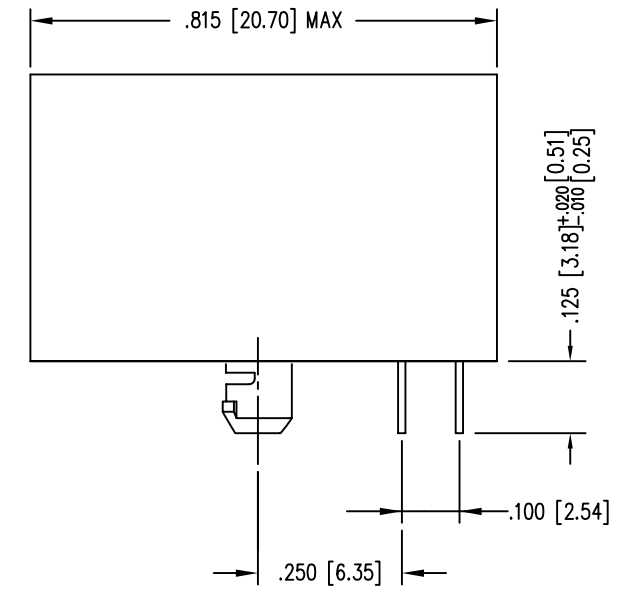
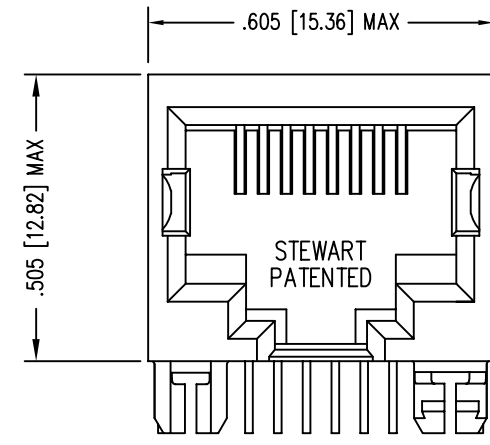


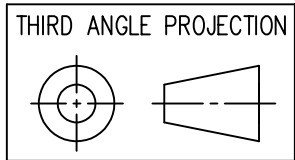
DATE	REV	ECN	APP'D. BY
3-9-16	A8	10597	TRM
5-16-17	A9	11006	TRM



P.C.B. RECOMMENDED HOLE LAYOUT  
 SEEN FROM COMPONENT SIDE  
 TOLERANCE  $\pm .003 [0.08]$  UNLESS OTHERWISE SPECIFIED

- NOTES:
- CONNECTOR MATERIALS:  
 HOUSING: THERMOPLASTIC UL94 V-0  
 CONTACTS: COPPER ALLOY  
 CONTACT PLATING: SELECTIVE GOLD IN CONTACT AREA  
 SEE CHART FOR PART NUMBER
  - FOR PRODUCT SPECIFICATIONS SEE PRO22-01.
  - DIMENSIONS AND TOLERANCES COMPLY WITH TIA-1096 STANDARD.

30 MICRO-INCHES [0.76um]	SS-6488-NF-A431
CONTACT PLATING IN MATING AREA	PART NUMBER



1118 Susquehanna Trail South  
 Glen Rock, PA 17327-9199  
 (717) 235-7512  
<http://www.stewartconnector.com>

DO NOT SCALE DRAWING  
 DRAWING IS SUBJECT TO  
 CHANGE WITHOUT NOTICE

DIMENSIONS: INCHES [METRIC]

UNLESS OTHERWISE SPECIFIED  
 TOLERANCES ARE  $\pm .005 [0.13]$   
 ANGLES ARE  $\pm 1^\circ$

SHEET NO. 1 OF 1

TITLE: MODULAR JACK, WITH ACTI-SNAP RETENTION POST	
DRN BY: RGC	DATE 09-25-02
APPD BY: DHG	DATE 09-27-02
DWG NO. CT640241	REV. A9

