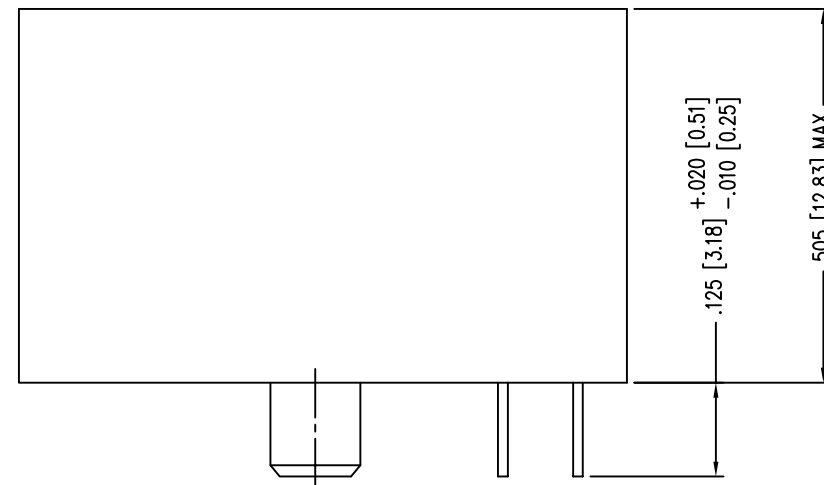
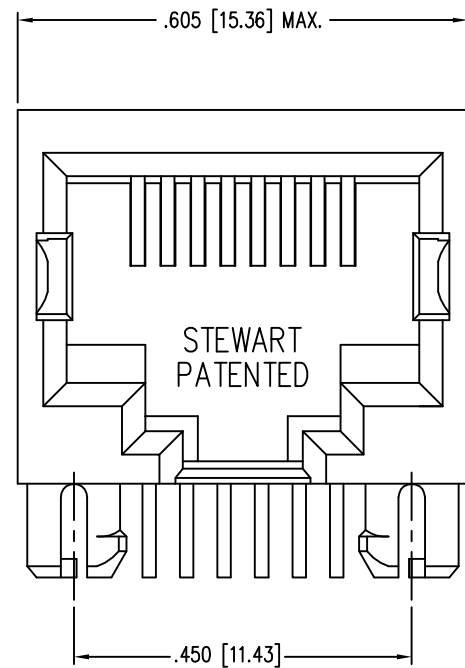
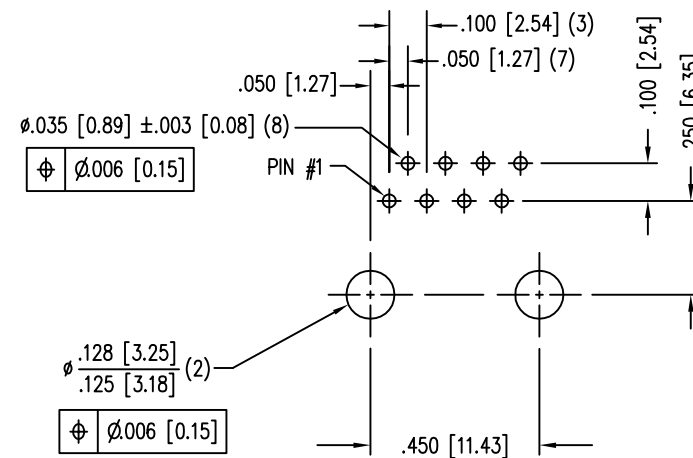
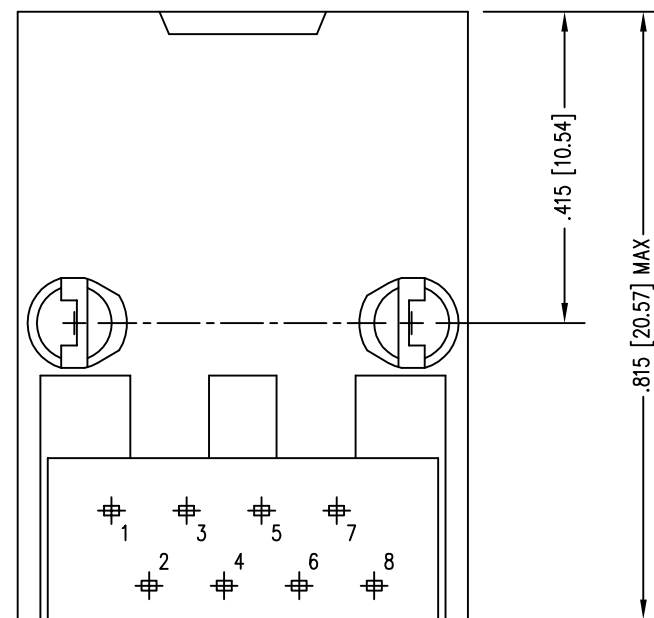


| DATE    | REV | ECN   | APP'D. BY |
|---------|-----|-------|-----------|
| 1-13-15 | C3  | 10192 | TRM       |
| 3-9-16  | C4  | 10598 | TRM       |
|         |     |       |           |



B



P.C.B. RECOMMENDED HOLE LAYOUT  
SEEN FROM COMPONENT SIDE  
ALL CENTERLINE DIMENSIONS ARE BASIC.

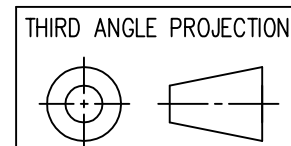
NOTES:

- CONNECTOR MATERIALS:  
HOUSING: THERMOPLASTIC UL94 V-0  
CONTACTS: COPPER ALLOY  
CONTACT PLATING: SELECTIVE GOLD IN CONTACT AREA  
SEE CHART FOR PART NUMBER
- FOR PRODUCT SPECIFICATION SEE PR022-01
- DIMENSIONS AND TOLERANCES COMPLY WITH TIA-1096 STANDARD.

|                                   |                |
|-----------------------------------|----------------|
| 30 MICRO-INCHES [0.76um]          | SS-6488-NF-A01 |
| CONTACT PLATING<br>IN MATING AREA | PART NUMBER    |

A

A



1118 Susquehanna Trail South  
Glen Rock, PA 17327-9199  
(717) 235-7512  
<http://www.stewartconnector.com>

DO NOT SCALE DRAWING  
DRAWING IS SUBJECT TO CHANGE WITHOUT NOTICE

TITLE: EIGHT CONTACT, EIGHT POSITION, UNSHIELDED JACK, NON-FLANGE  
COLOR: WHITE

|  |  |                  |              |
|--|--|------------------|--------------|
| DIMENSIONS: INCHES [METRIC]  | THIS DRAWING AND THE SUBJECT MATTER SHOWN THEREON ARE CONFIDENTIAL AND THE PROPRIETARY PROPERTY OF STEWART CONNECTOR AND SHALL NOT BE REPRODUCED, COPIED, OR USED IN ANY MANNER WITHOUT PRIOR WRITTEN CONSENT OF STEWART CONNECTOR. ONE OR MORE U.S. PATENTS MAY APPLY TO THIS PRODUCT. FOR DETAILS, PLEASE VISIT: <a href="http://BELFUSE.COM/STEWART/STEWART_PATENTS/">HTTP://BELFUSE.COM/STEWART/STEWART_PATENTS/</a> | DRN BY: SAR      | DATE 2-7-03  |
| UNLESS OTHERWISE SPECIFIED TOLERANCES ARE ±.005 [0.13] ANGLES ARE ± 1° |  | APPD BY: RGC     | DATE 2-26-03 |
| SHEET NO. 1 OF 1   |  | DWG NO. CT640330 | REV. C4      |

