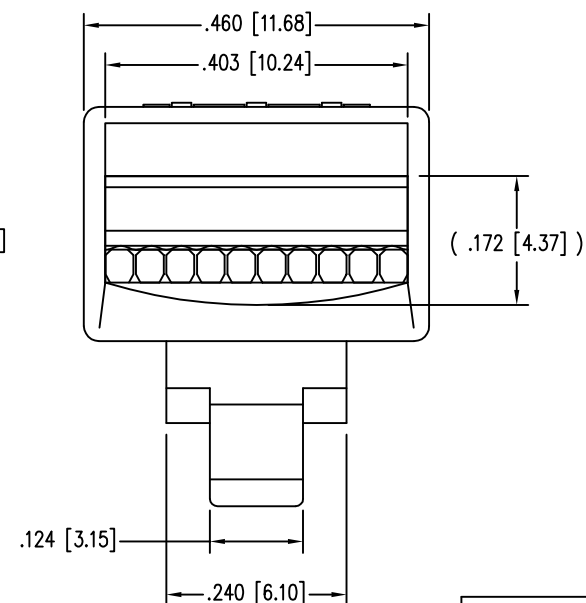
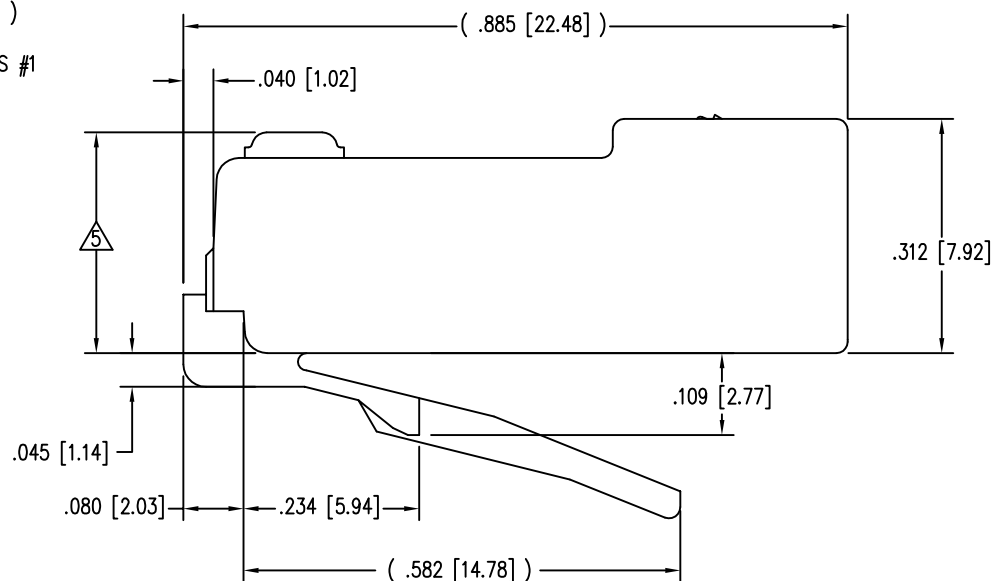
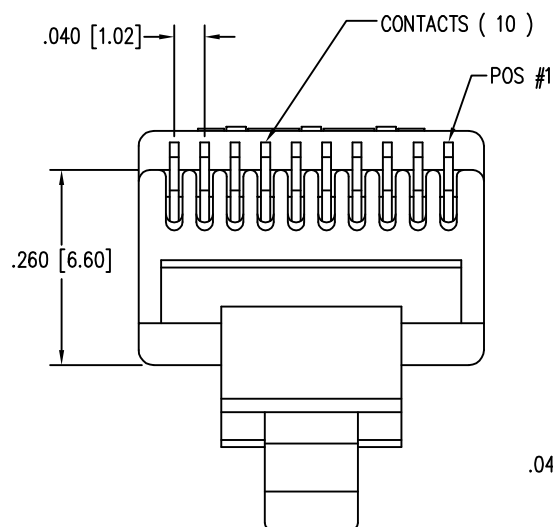
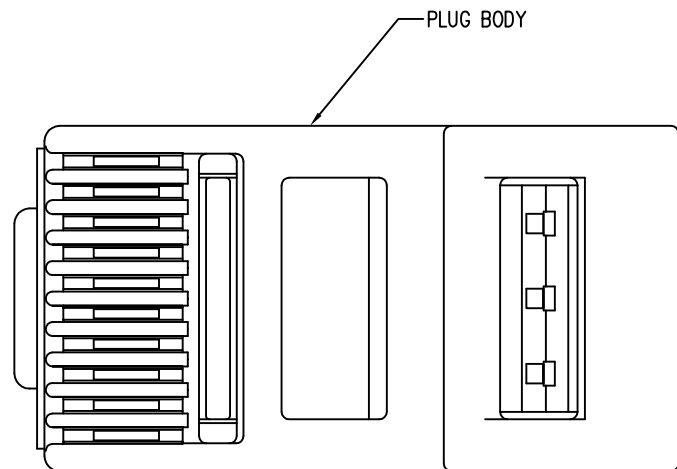
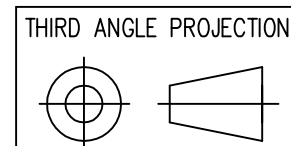


DATE	REV	ECN	APP'D. BY
1-5-15	B4	10168	TRM
3-14-16	B5	10607	TRM



- NOTES:
- 1- MATERIALS:  
 PLUG BODY: POLYCARBONATE, UL 94-V0 , CLEAR  
 CONTACTS: PHOSPHOR BRONZE, SELECTIVE GOLD PLATING
  - 2- CONTACTS TERMINATE STRANDED CONDUCTORS UP TO .040 [1.02] OUTSIDE DIAMETER OF INSULATION.
  - 3- FOR PRODUCT SPECIFICATION SEE PRO26-01.
  - 4- DIMENSIONS AND TOLERANCES COMPLY WITH TIA-1096 STANDARD.
- △ TERMINATED PLUG HEIGHT: .237 [6.02] ±.005 [0.13] ON CABLE

50 MICRO-INCHES [1.27um]	SS-30100-019
CONTACT PLATING IN MATING AREA	PART NUMBER



1118 Susquehanna Trail South  
 Glen Rock, PA 17327-9199  
 (717) 235-7512  
<http://www.stewartconnector.com>

DO NOT SCALE DRAWING  
 DRAWING IS SUBJECT TO CHANGE WITHOUT NOTICE

TITLE: 10 CONDUCTOR / 10 POSITION LINE CORD MODULE WITH RADIAL BACK ; COLOR : CLEAR

DIMENSIONS: INCHES [METRIC]  
 UNLESS OTHERWISE SPECIFIED TOLERANCES ARE ±.005 [0.13] ANGLES ARE ± 1°

THIS DRAWING AND THE SUBJECT MATTER SHOWN THEREON ARE CONFIDENTIAL AND THE PROPRIETARY PROPERTY OF STEWART CONNECTOR AND SHALL NOT BE REPRODUCED, COPIED, OR USED IN ANY MANNER WITHOUT PRIOR WRITTEN CONSENT OF STEWART CONNECTOR. ONE OR MORE U.S. PATENTS MAY APPLY TO THIS PRODUCT. FOR DETAILS, PLEASE VISIT: [HTTP://BELFUSE.COM/STEWART/STEWART\\_PATENTS/](http://BELFUSE.COM/STEWART/STEWART_PATENTS/)

DRN BY: DAB	DATE 7/31/03
APPD BY: RGC	DATE 8/07/03
DWG NO. CT300278	REV. B5

SHEET NO. 1 OF 1

