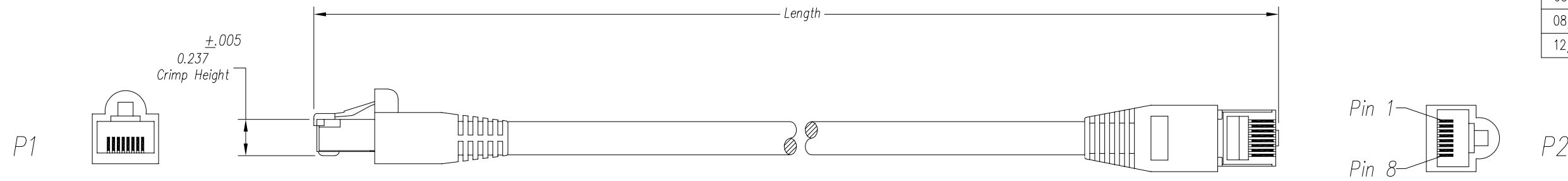


DATE	REV	ECN	APP'D. BY
05/17/17	A0	Released	HU
08/07/17	A1	11059	KC
12/03/19	A2	11479	ADB



Notes:

- Each cable assembly to be individually bagged.
- 50μ" Gold plating on contacts
- Cable Construction:
 - 24AWG Stranded
 - 4Pr, F/UTP, Type CMG
 - PVC Jacket
- Assembled Strain Relief
Color to match Jacket color

P/N Key:

BC-5Sxyyyz

UOM
M = Meters
F = Feet

Length
Meters = xx.x (00.3 - 30.0)
Feet = xxx (001 - 100)

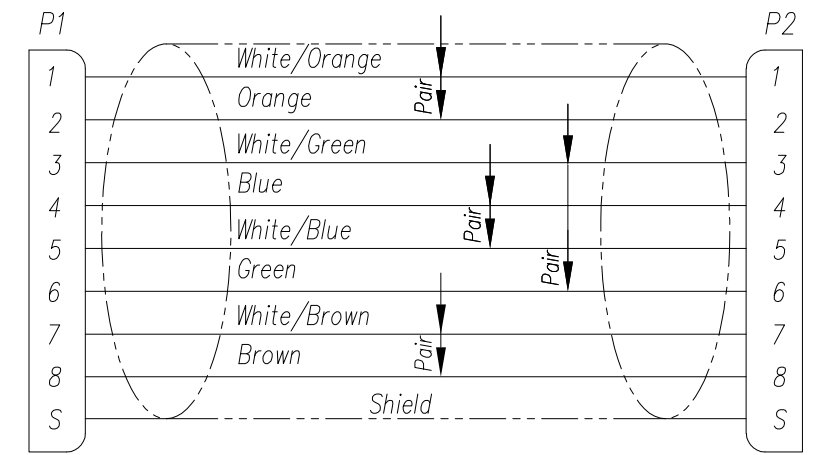
Color
E = Blue O = Orange
G = Grey R = Red
K = Black W = White
N = Green Y = Yellow

O/A Length Tolerance:

<u>Metric</u>	
0 ~ 200mm	±10mm
201 ~ 1000mm	±20mm
1001 ~ 1500mm	±25mm
1501 ~ 2100mm	±30mm
>2100mm	±40mm

<u>Imperial</u>	
0 ~ 1ft	±0.5in
2ft ~ 3ft	±0.75in
4ft ~ 7ft	±1.0in
> 7ft	±1.5in


Wiring Map: 568B Standard



Example Parts Numbers

Meters		
P/N	Color	Length
BC-5SG010M	Grey	1.0m
BC-5SE050M	Blue	5.0m
BC-5SE100M	Blue	10.0m

For Part Numbers Not Shown Follow Part Number Key Format



THIRD ANGLE PROJECTION 		206 Van Vorst Street Jersey City, NJ 07302 +1 201 432 0463 http://www.belfuse.com
DO NOT SCALE DRAWING DRAWING IS SUBJECT TO CHANGE WITHOUT NOTICE	TITLE: Bel Patchcord Assembly, C5e F/UTP	
DIMENSIONS: INCHES [METRIC]	THIS DRAWING AND THE SUBJECT MATTER SHOWN THEREON ARE CONFIDENTIAL AND THE PROPRIETARY PROPERTY OF BEL FUSE, INC. AND SHALL NOT BE REPRODUCED, COPIED, OR USED IN ANY MANNER WITHOUT PRIOR WRITTEN CONSENT OF BEL FUSE, INC.	DRN BY: XYQ DATE: 05/17/17
UNLESS OTHERWISE SPECIFIED TOLERANCES ARE ±.005 [0.13] ANGLES ARE ± 1°		APPD BY: HU DATE: 05/17/17
SHEET NO. 1 OF 1		DWG NO. CT999140 REV. A2