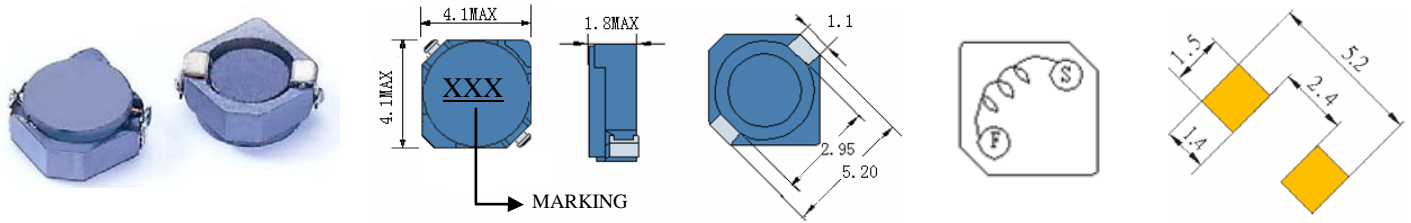


SCRH3D16

SMD POWER INDUCTORS



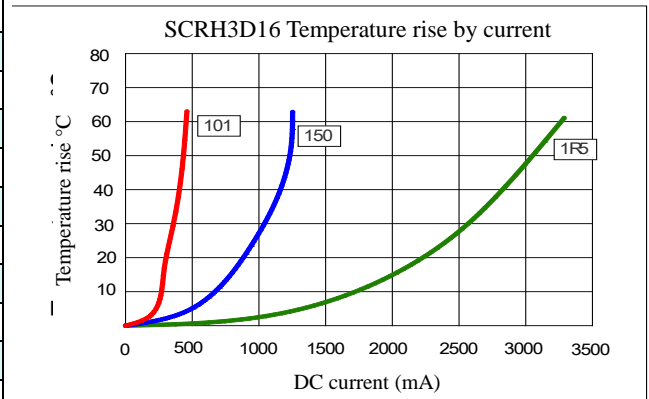
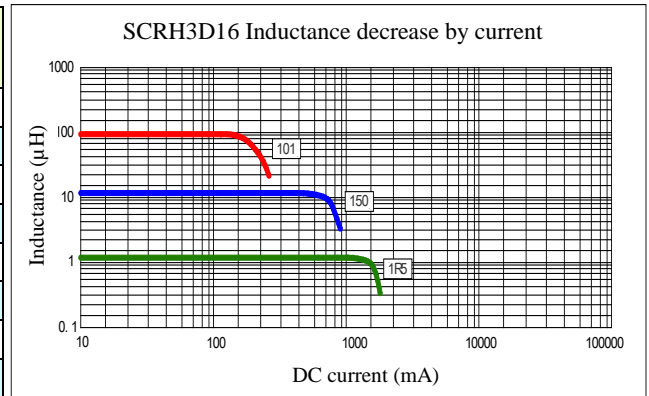
• Features

1. Magnetically shielded construction
2. Excellent Power Density
3. Engineered to Provide High Efficiency



ELECTRICAL CHARACTERISTICS

Part Number	Inductance (uH) (1)	Test Frequency	DC Resistance (Ω MAX) (2)	Saturation Current ⁽³⁾ (A)	Temperature Current ⁽⁴⁾ (A)
SCRH3D16-1R5	1.5	100KHZ	52m	1.55	2.25
SCRH3D16-2R2	2.2	100KHZ	72m	1.20	1.80
SCRH3D16-3R3	3.3	100KHZ	85m	1.10	1.60
SCRH3D16-4R7	4.7	100KHZ	105m	0.90	1.41
SCRH3D16-6R8	6.8	100KHZ	170m	0.73	1.14
SCRH3D16-100	10	100KHZ	210m	0.55	1.08
SCRH3D16-150	15	100KHZ	295m	0.45	0.92
SCRH3D16-220	22	100KHZ	430m	0.40	0.78
SCRH3D16-330	33	100KHZ	675m	0.32	0.62
SCRH3D16-470	47	100KHZ	940m	0.22	0.52
SCRH3D16-680	68	100KHZ	1.28	0.20	0.44
SCRH3D16-820	82	100KHZ	1.55	0.17	0.41
SCRH3D16-101	100	100KHZ	1.95	0.15	0.35



- (1). Inductance tolerance $\pm 30\%$ tested at 0.25V, 0ADC and 25°C
- (2). DCR measured at 25°C.
- (3). The DC current at which the inductance decreases by 35% from its initial value.
- (4). The DC current that results in a 40°C temperature rise from 25°C ambient.

[Click here for QUANTITY PER REEL & PACKING INFORMATION](#)

Custom versions available upon request.

© 2019 Signal Transformer – Specification subject to change without notice. 12.19



belfuse.com/signal

128 Atlantic Avenue, Lynbrook, NY 11563
Toll Free 866-239-5777 • Tel 516-239-5777 • Fax 516-239-7208
Sales@signaltransformer.com • techhelp@signaltransformer.com