

Barrier Blocks

Series 142

0.563 Density, 8-32 x 5/16", Combination, BH Screw, Open Bottom, Double Row



- Interposing barriers between terminals yield higher electrical ratings and provide additional protection against frayed wire shorting.
- A wide variety of barrier blocks makes it possible to select the combination of mechanical and electrical characteristics that best meet the exact requirements of your application.
- Simplify wiring work by reducing splicing, preventing current leaks and short circuits, and increasing insulation.

Materials

Insulation	Molded monoblock, general purpose phenolic, black, UL Rated 94V-1
Eyelets	Material: Brass Plating: Nickel
Screws	Material: Steel Plating: Nickel over copper flash
Solder Terminals	Material: Brass Plating: Electro-Tin
Marker Strip Material	Nema Grade XPC, UL Rated 94V-O

Environmental

Operating Temperature	-55°F to +300°F
------------------------------	-----------------

Electrical

Voltage Rating	250 VAC RMS maximum
Current Rating	30 Amps maximum
Maximum Watts Per Terminal	7500

Mechanical

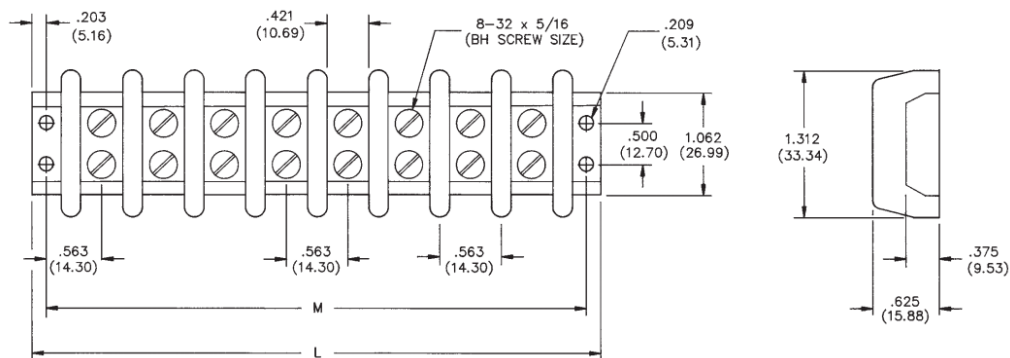
Maximum Wire Size	#10 AWG
Recommended Tightening Torque	Screw 16 lb.-in. on eyelet

Terminal Block Quick Reference

Barrier Block Series	Center-to-Center Spacing	Number of Terminals	Number of Row(s)	Screw Size	Operating Voltage	Current Rating	Maximum Wire Size	Maximum Watts/ Terminal	Voltage Rating w/ Marker	V Voltage Rating w/o Marker	Marker Strip Mounting
140	0.375	1-25	Double	5-40	250 Volts	15 Amps	#16	3750	2000	1100	Bottom
141	0.438	1-20	Double	6-32	250 Volts	20 Amps	#14	5000	2400	1100	Bottom
142	0.563	1-17	Double	8-32	250 Volts	30 Amps	#10	7500	2600	1600	Bottom

Series 142 Barrier Blocks

0.563 Density, 8-32 x 5/16", BH Screw, Open Bottom, Double Row



Ordering Information

Number of Terminals	Catalog Number	"M" Dimension	"L" Dimension
1	1-142	1.125	1.531
2	2-142	1.687	2.094
3	3-142	2.250	2.656
4	4-142	2.812	3.219
5	5-142	3.375	3.781
6	6-142	3.937	4.344
7	7-142	4.500	4.906
8	8-142	5.062	5.468
9	9-142	5.625	6.031
10	10-142	6.187	6.594
11	11-142	6.750	7.156
12	12-142	7.312	7.719
13	13-142	7.875	8.281
14	14-142	8.437	8.844
15	15-142	9.000	9.406
16	16-142	9.562	9.969
17	17-142	10.125	10.531

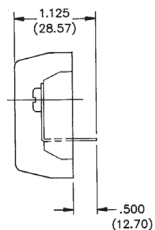
*Marketed exclusively through distribution.



Series 142 Barrier Blocks

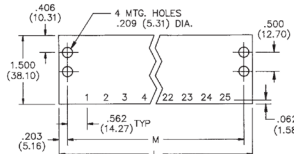
0.563 Density, 8-32 x 5/16", BH Screw, Open Bottom, Double Row

Solder Terminal Options

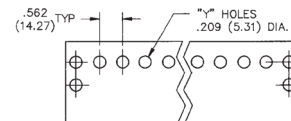


Y Terminals

Marker Strips



Standard



Y Terminals

Ordering Information

Number of Terminals	Catalog Number
1	1-142-Y
2	2-142-Y
3	3-142-Y
4	4-142-Y
5	5-142-Y
6	6-142-Y
7	7-142-Y
8	8-142-Y
9	9-142-Y
10	10-142-Y
11	11-142-Y
12	12-142-Y
13	13-142-Y
14	14-142-Y
15	15-142-Y
16	16-142-Y
17	17-142-Y

Ordering Information

Number of Terminals	Catalog Number	Catalog Number
1	MS-1-142	MS-1-142-Y
2	MS-2-142	MS-2-142-Y
3	MS-3-142	MS-3-142-Y
4	MS-4-142	MS-4-142-Y
5	MS-5-142	MS-5-142-Y
6	MS-6-142	MS-6-142-Y
7	MS-7-142	MS-7-142-Y
8	MS-8-142	MS-8-142-Y
9	MS-9-142	MS-9-142-Y
10	MS-10-142	MS-10-142-Y
11	MS-11-142	MS-11-142-Y
12	MS-12-142	MS-12-142-Y
13	MS-13-142	MS-13-142-Y
14	MS-14-142	MS-14-142-Y
15	MS-15-142	MS-15-142-Y
16	MS-16-142	MS-16-142-Y
17	MS-17-142	MS-17-142-Y

Solder Terminals can be ordered separately

Terminal Type	Catalog Number
Y	Y-142

Accessories

- Jumpers
- Fanning Strips
- Quick Clamp

*Marketed exclusively through distribution.



Asia Pacific
+86 21 5442 7668
ccs.asia.sales@as.cinch.com

Europe, Middle East & Africa
+44 (0) 1245 342060
CinchConnectivity@eu.cinch.com

North America
+1 630 705 6000
inquiry@us.cinch.com

belfuse.com/cinch