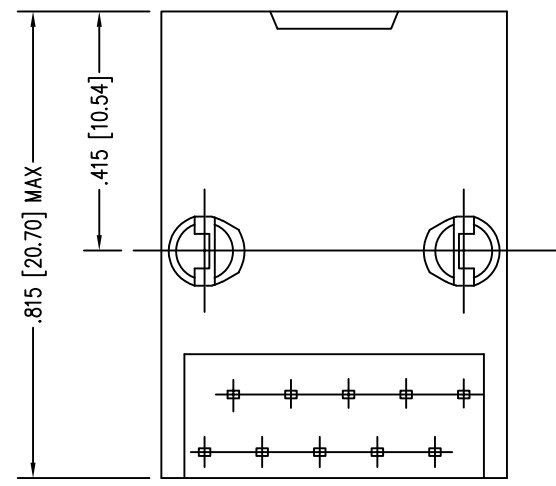
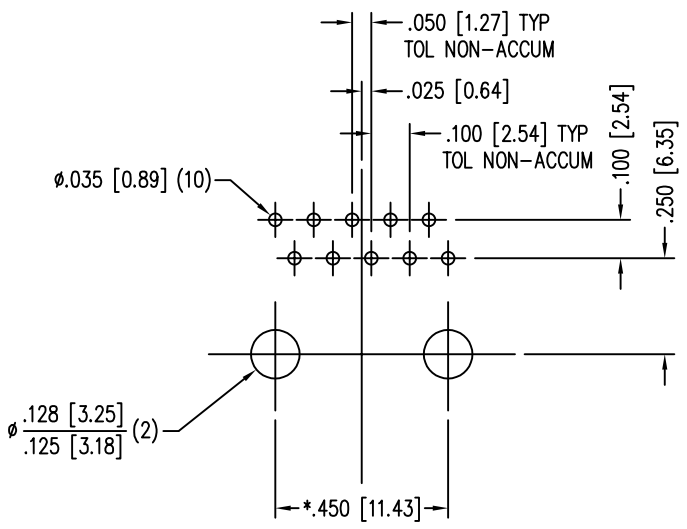
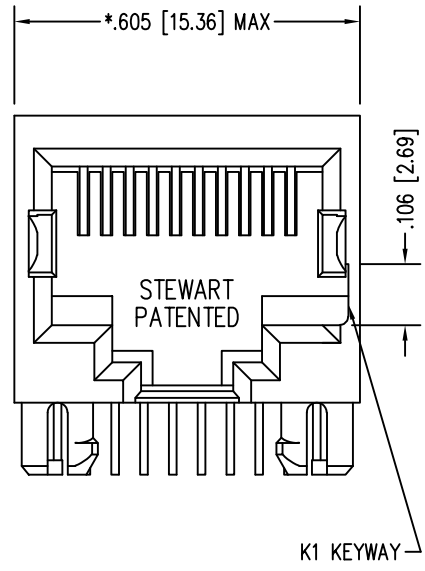
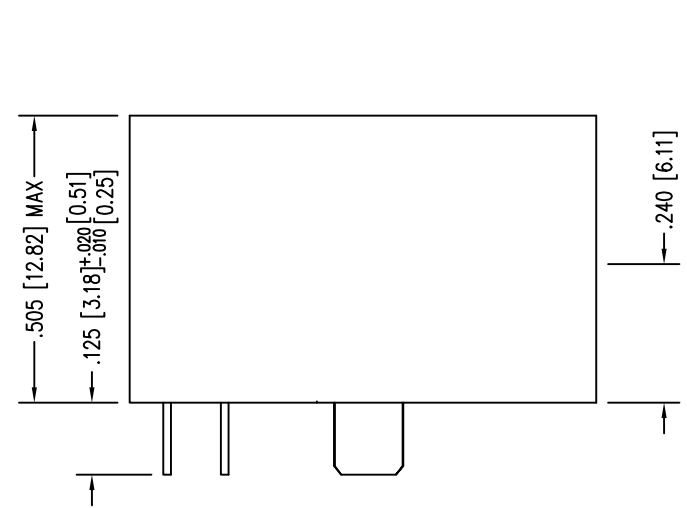


DATE	REV	ECN	APP'D. BY
1-12-17	A7	10860	TRM
7-17-17	A8	11037	TRM
7-10-23	B0	12208	JE



NOTES:

- CONNECTOR MATERIALS:
HOUSING: THERMOPLASTIC UL94 V-0
CONTACTS/SHIELD: COPPER ALLOY
SHIELD PLATING: NICKEL OR TIN
CONTACT PLATING: SELECTIVE GOLD IN CONTACT AREA
SEE CHART FOR PART NUMBER
- FOR PRODUCT SPECIFICATIONS SEE PR022-01.
- DIMENSIONS AND TOLERANCES COMPLY WITH TIA-1096 STANDARD.

30 MICRO-INCHES [0.76um]	SS-641010-NF-K1
CONTACT PLATING IN MATING AREA	PART NUMBER

P.C.B. RECOMMENDED HOLE LAYOUT
SEEN FROM COMPONENT SIDE
TOLERANCE ±.003 [0.08] UNLESS OTHERWISE SPECIFIED



THIRD ANGLE PROJECTION 	 stewart CONNECTOR a bel group	1118 Susquehanna Trail South Glen Rock, PA 17327-9199 (717) 235-7512 http://www.stewartconnector.com
DO NOT SCALE DRAWING DRAWING IS SUBJECT TO CHANGE WITHOUT NOTICE	TITLE: TEN CONTACT, TEN POSITION, KEYED JACK NON-FLANGED, KEY OPTION	
DIMENSIONS: INCHES [METRIC] UNLESS OTHERWISE SPECIFIED TOLERANCES ARE ±.005 [0.13] ANGLES ARE ± 1°	DRN BY: KRL DATE: 1/24/06	APPD BY: JM DATE: 1-26-06
SHEET NO. 1 OF 1	DWG NO. CT640072	REV. B0