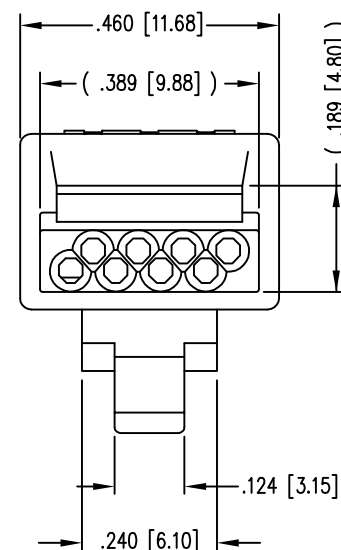
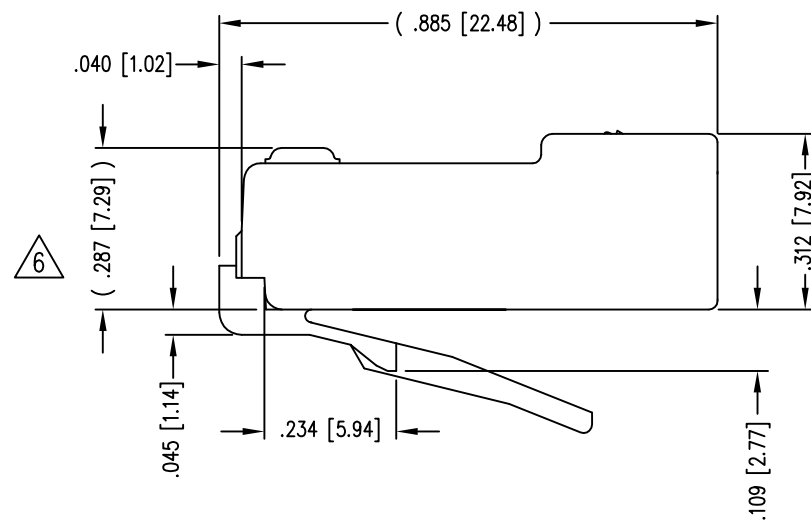
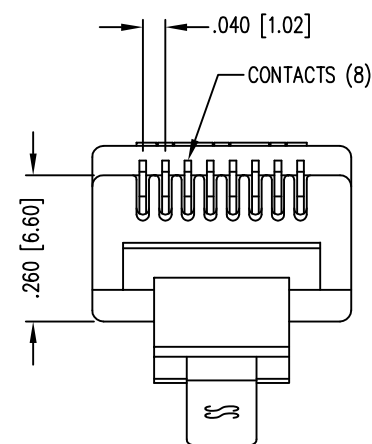
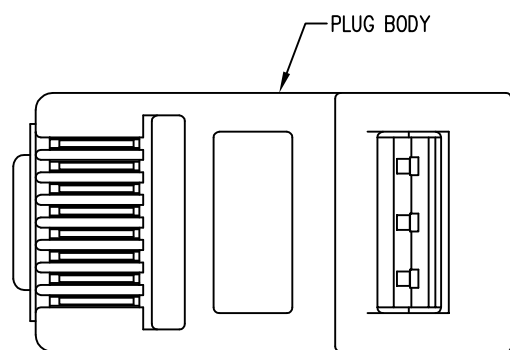


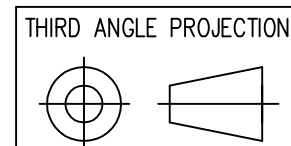
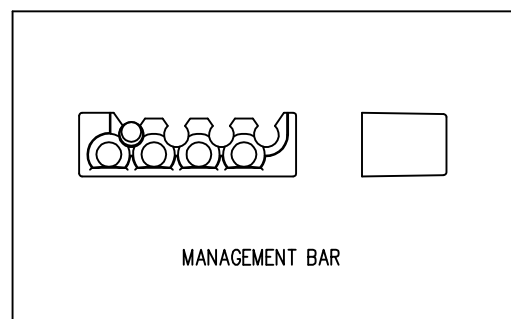
DATE	REV	ECN	APP'D. BY
1-7-15	A5	10175	TRM
3-1-16	A6	10580	TRM



NOTES:

- 1- PLUG KIT CONSISTS OF :
PRE-INSERTED PLUG BODY
MANAGEMENT BAR
- 2- MATERIALS :
FRONT HOUSING PLASTIC : CLEAR POLYCARBONATE, UL 94-V0
MANAGEMENT BAR : CLEAR POLYCARBONATE, UL 94-V0
CONTACTS : PHOSPHOR BRONZE, SELECTIVE GOLD PLATING
- 3- CONTACTS TERMINATE SOLID OR STRANDED CONDUCTORS BETWEEN .037 [0.94] TO .042 [1.07] OUTSIDE DIAMETER OF INSULATION.
- 4- PLUG SPECIFICATION: FOR CATEGORY 5e APPLICATIONS.
- 5- TOLERANCES COMPLY WITH F.C.C. DIMENSION REQUIREMENTS.
- 6- TERMINATED PLUG HEIGHT: .237 [6.02] ±.005 [0.13]
- 7- FOR PRODUCT SPECIFICATION SEE PR026-01

50 MICRO-INCHES [1.27um]	943-SP-370808M2-A264
CONTACT PLATING IN MATING AREA	PART NUMBER



1118 Susquehanna Trail South
Glen Rock, PA 17327-9199
(717) 235-7512
<http://www.stewartconnector.com>

DO NOT SCALE DRAWING
DRAWING IS SUBJECT TO
CHANGE WITHOUT NOTICE

TITLE:
CAT 5 PLUG

DIMENSIONS: INCHES [METRIC]
UNLESS OTHERWISE SPECIFIED
TOLERANCES ARE ±.005 [0.13]
ANGLES ARE ± 1°

THIS DRAWING AND THE SUBJECT MATTER SHOWN THEREON ARE CONFIDENTIAL AND THE PROPRIETARY PROPERTY OF STEWART CONNECTOR AND SHALL NOT BE REPRODUCED, COPIED, OR USED IN ANY MANNER WITHOUT PRIOR WRITTEN CONSENT OF STEWART CONNECTOR. ONE OR MORE U.S. PATENTS MAY APPLY TO THIS PRODUCT. FOR DETAILS, PLEASE VISIT: [HTTP://BELFUSE.COM/STEWART/STEWART_PATENTS/](http://BELFUSE.COM/STEWART/STEWART_PATENTS/)

DRN BY:	R.S.	DATE	7-18-95
APPD BY:	J.W.	DATE	7-18-95
DWG NO.	CT370006	REV.	A6

SHEET NO.
1 OF 1

