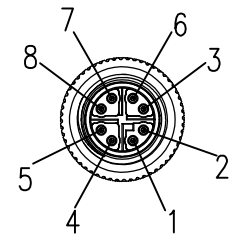
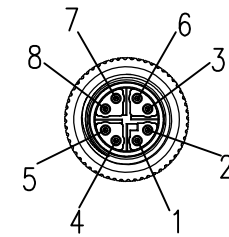
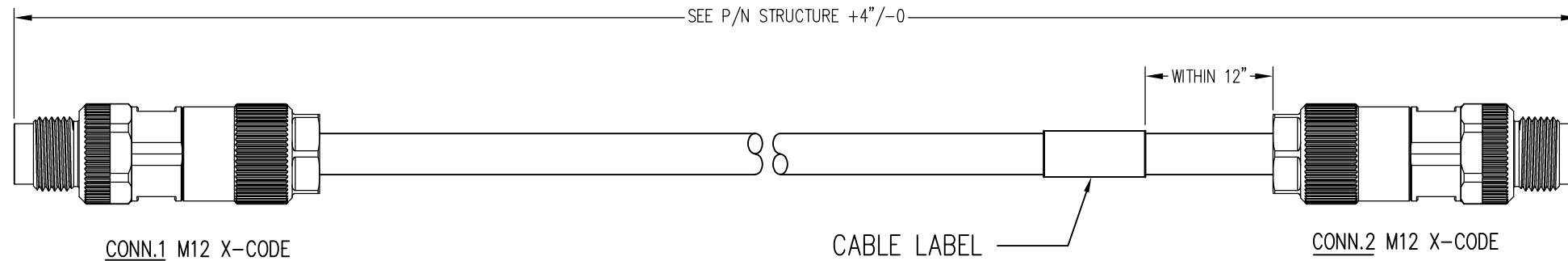


DATE	REV	ECN	APP'D. BY
10/15/19	A0	RELEASED	ADB
03/23/20	A1	11524	ADB
05/20/20	A2	11556	JE



PER EIA/TIA 568B

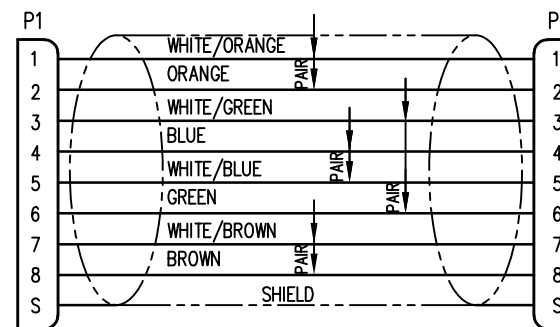


PER EIA/TIA 568B

NOTES:

- M12 CONNECTOR COMPONENTS:
HOUSING: THERMOPLASTIC UL94 V-0
CONTACTS: COPPER ALLOY
SHELL: COPPER ALLOYS AND ZINC ALLOY
SEALING: NBR
CONTACT PLATING: UNDERPLATE: 50u"~70u" NICKEL
CONTACT AREA: 10u" GOLD
CABLE CONSTRUCTION:
STRANDED, TIN PLATED COPPER
4PR, SF/UTP, TYPE CMX
TPE JACKET
- ELECTRICAL TESTING:
100% TRANSMISSION TESTED FOR PERFORMANCE
- PACKAGING:
ONE CABLE PER BAG

PIN ASSIGNMENT

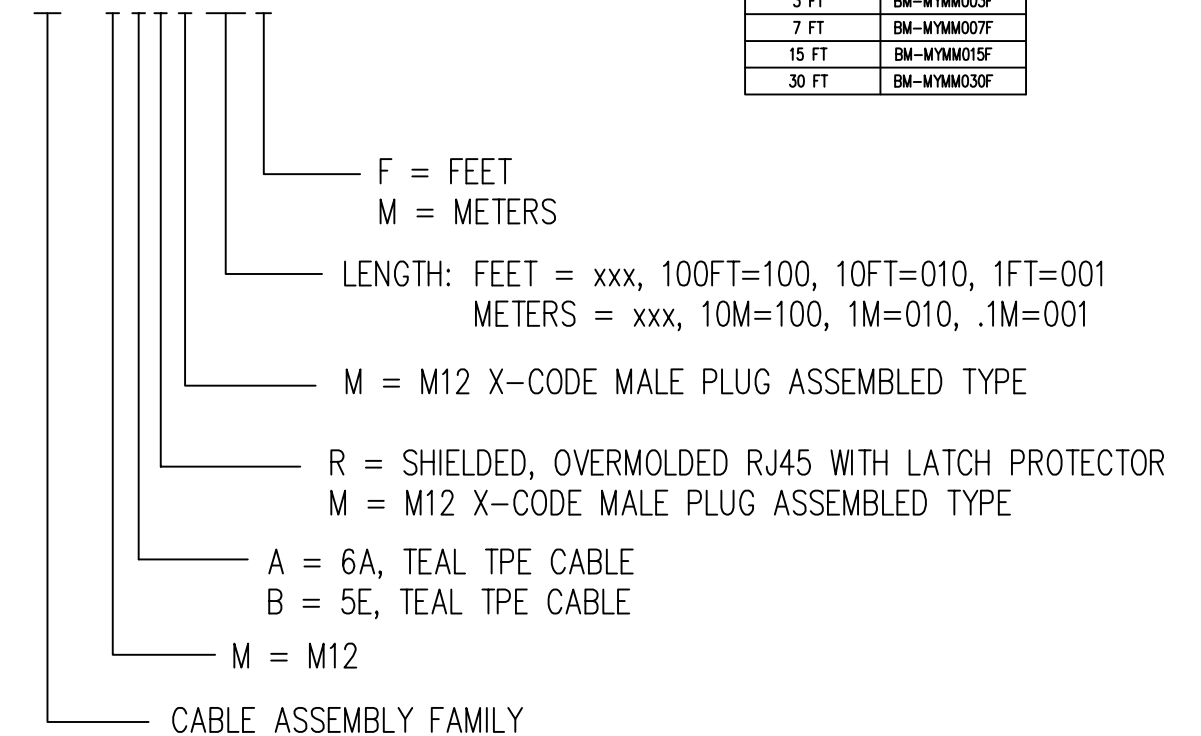


568B STANDARD WIRING MAP

PIN NUMBER / WIRE COLOR CROSS REFERENCE		
IEC 61076-2-109	TIA/EIA 568B	WIRE COLOR
1	1	WHITE-ORANGE
2	2	ORANGE
3	3	WHITE-GREEN
4	6	GREEN
5	7	WHITE-BROWN
6	8	BROWN
7	5	WHITE-BLUE
8	4	BLUE

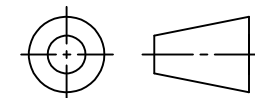
P/N STRUCTURE:

BM-MYMMxxxF



Part Numbers Reference Table	
LENGTH	Part Number
3 FT	BM-MYMM003F
7 FT	BM-MYMM007F
15 FT	BM-MYMM015F
30 FT	BM-MYMM030F

THIRD ANGLE PROJECTION



1118 Susquehanna Trail South
Glen Rock, PA 17327-9199
(717) 235-7512
<http://www.stewartconnector.com>

DO NOT SCALE DRAWING
DRAWING IS SUBJECT TO
CHANGE WITHOUT NOTICE

TITLE: M12 X-CODE MALE TO M12 X-CODE MALE

DIMENSIONS: INCHES [METRIC]
UNLESS OTHERWISE SPECIFIED
TOLERANCES ARE ±.008 [0.20]
ANGLES ARE ± 1°

THIS DRAWING AND THE SUBJECT MATTER SHOWN THEREON ARE CONFIDENTIAL AND THE PROPRIETARY PROPERTY OF STEWART CONNECTOR AND SHALL NOT BE REPRODUCED, COPIED, OR USED IN ANY MANNER WITHOUT PRIOR WRITTEN CONSENT OF STEWART CONNECTOR. ONE OR MORE U.S. PATENTS MAY APPLY TO THIS PRODUCT. FOR DETAILS, PLEASE VISIT: [HTTP://BELFUSE.COM/STEWART/STEWART_PATENTS/](http://BELFUSE.COM/STEWART/STEWART_PATENTS/)

DRN BY: JMM	DATE 09-18-19
APPD BY: ADB	DATE 10-15-19
DWG NO. CT999202	REV. A2

SHEET NO. 1 OF 1

