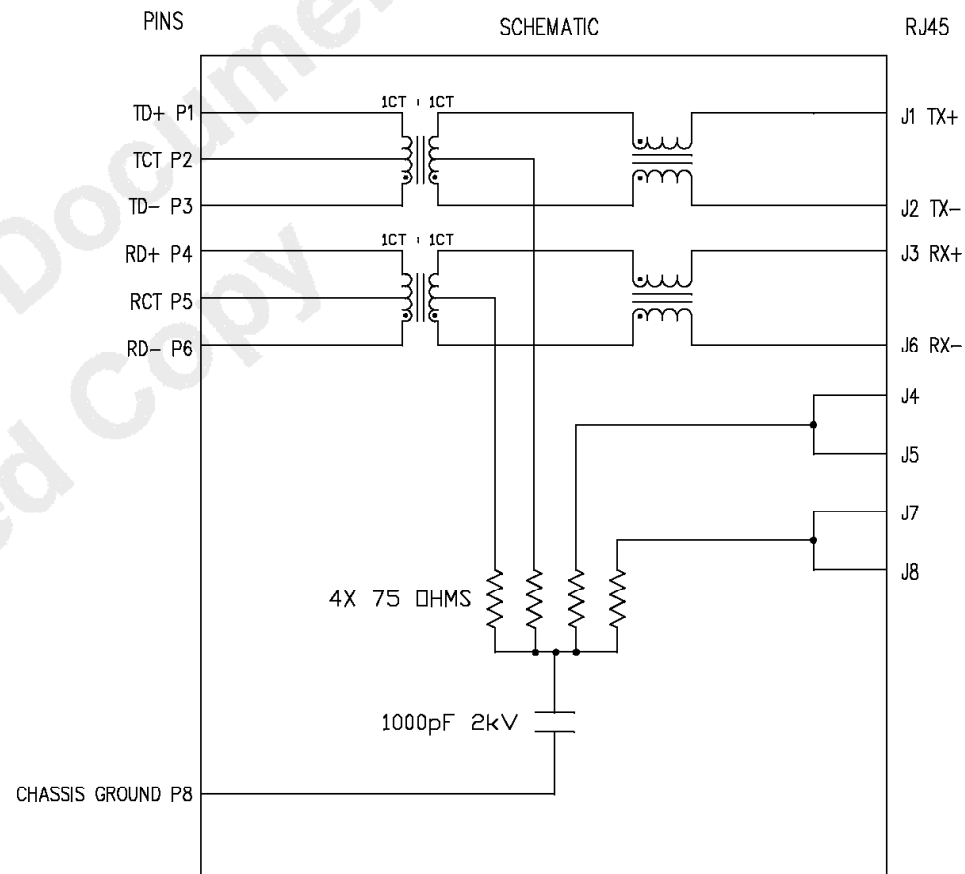


THE INFORMATION CONTAINED HEREIN IS CONSIDERED 'PROPRIETARY' TO BEL FUSE INC. AND SHALL NOT BE COPIED, REPRODUCED OR DISCLOSED WITHOUT THE WRITTEN APPROVAL OF BEL FUSE INC.

RoHSELECTRICAL CHARACTERISTICS @ 25°C

- 1.0 TURNS RATIO: (P6-P5-P4) : (J6-J3) : 1CT : 1CT ± 3%
(P3-P2-P1) : (J2-J1) : 1CT : 1CT ± 3%
- 2.0 INDUCTANCE: (P6-P4) : 350uH MIN. @ 0.1V, 100KHz, 8mA DC Bias
(P3-P1) : 350uH MIN. @ 0.1V, 100KHz, 8mA DC Bias
- 3.0 LEAKAGE INDUCTANCE: P6-P4 (WITH J6 AND J3 SHORT) : 0.3uH MAX. @ 1MHz
P3-P1 (WITH J2 AND J1 SHORT) : 0.3uH MAX. @ 1MHz
- 4.0 INTERWINDING CAPACITANCE: (P6,P5,P4) TO (J6,J3) : 30pF MAX. @ 1MHz
(P3,P2,P1) TO (J2,J1) : 30pF MAX. @ 1MHz
- 5.0 DC RESISTANCE: (J6-J3)=(J2-J1) : 1.2 ohms Max.
- 6.0 RETURN LOSS: (P6-P4)=100 OHMS AND (P1-P3)=100 OHM REF.
1MHz TO 30MHz : 18dB MIN.
60MHz TO 80MHz : 12dB MIN.
- NOTE: 100 OHMS CONNECTED TO (J2-J1) OR (J6-J3).
- 7.0 VOLTAGE WITHSTAND: (J1, J2) TO (P1, P3) : 1500 Vrms
(J3, J6) TO (P4,P6) : 1500 Vrms
- 8.0 INSERTION LOSS: RS=RL=100 ohms
100KHz TO 100MHz : 1.1 dB TYP
- 9.0 RISE TIME: RS=100 OHMS AND RL = 100 OHMS
OUTPUT VOLTAGE = 1 V peak : 3.0 nS MAX
PULSE WIDTH= 112nS : 3.0 nS MAX
- 10.0 CROSS TALK: 1MHz TO 100MHz : 40 dB TYP
- 11.0 COMMON TO COMMON MODE ATTENUATION:
30MHz TO 100MHz : 35dB TYP



NOTES: 1.0 PINS WITHOUT ELECTRICAL CONNECTION ARE OMITTED.

REV. : A2

PAGE : 3

ORIGINATED BY
CHOW WANCHUNG
DATE 2016-09-13

DRAWN BY
LI LINFENG
DATE 2016-09-13

TITLE
10/100BT MagJack®
VERTICAL, SHIELDED

PART NO. / DRAWING NO.
SI-16001-F

FILE NAME
SI-16001-F_A2.DWG

STANDARD DIM.
TOL. IN INCH

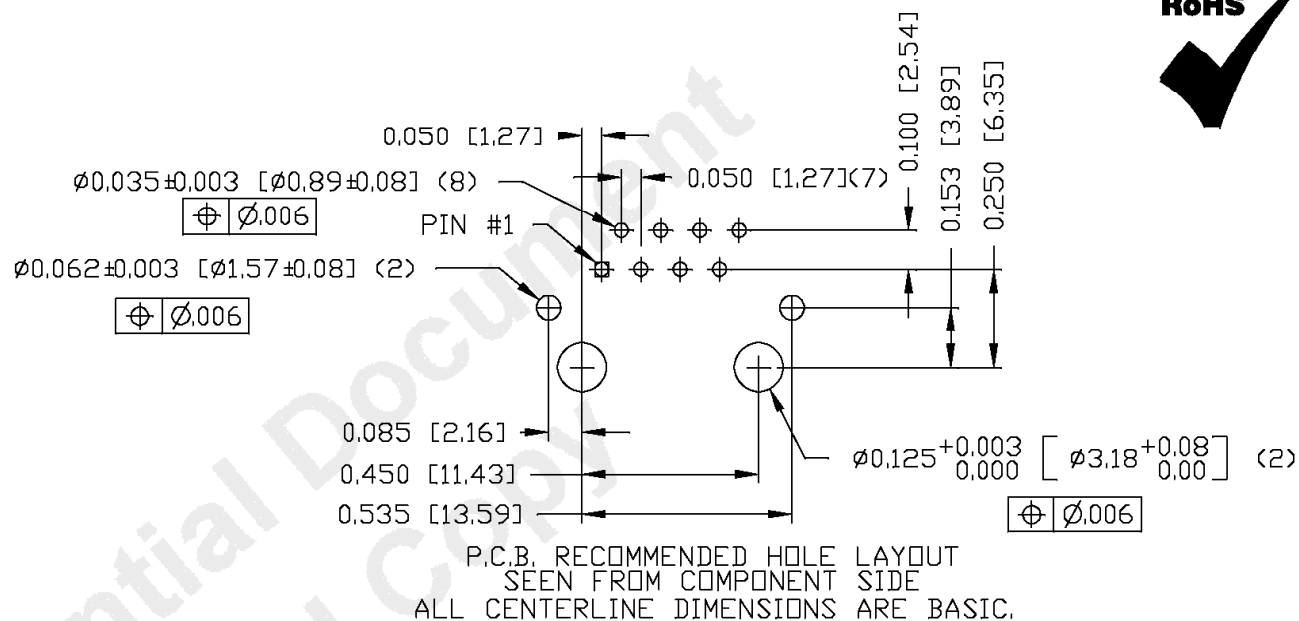
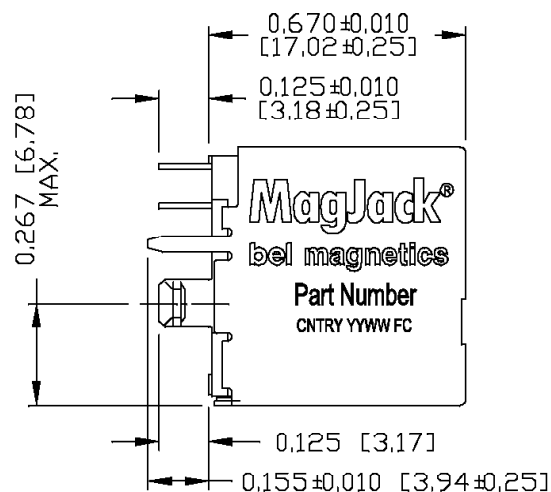
.X
.XX
.XXX

[] METRIC DIM.
AS REF.

UNIT : INCH [mm]
SCALE : N/A
SIZE : A4

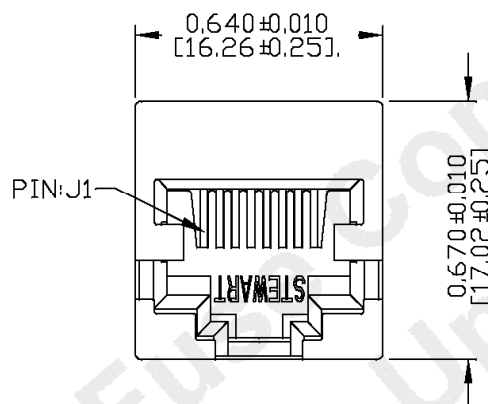


THE INFORMATION CONTAINED HEREIN IS CONSIDERED "PROPRIETARY" TO BEL FUSE INC. AND SHALL NOT BE COPIED, REPRODUCED OR DISCLOSED WITHOUT THE WRITTEN APPROVAL OF BEL FUSE INC.

RoHS

NOTES:

- CONNECTOR MATERIALS:
HOUSING: THERMOPLASTIC UL94 V-0
CONTACT/SHIELD: COPPER ALLOY
SHIELD PLATING: NICKEL OR TIN
CONTACT PLATING: SELECTIVE GOLD,
50 MICRO-INCHES MIN. IN CONTACT AREA.
- PIN NOT ELECTRICALLY CONNECTED MAYBE OMITTED.
SEE ELECTRICAL DRAWING FOR OMITTED PINS.
- TOLERANCES COMPLY WITH F.C.C. DIMENSION REQUIREMENTS.
- ALL TOLERANCES NOT OTHERWISE SPECIFIED TO BE ± 0.005 [0.13].
- THE PRODUCT IS ROHS COMPLIANT.
- UL RECOGNIZED - FILE #E474585.
- THE PART IS RECOMMENDED FOR WAVE SOLDERING.
THE SUGGESTED PEAK WAVE SOLDERING CONDITION IS
260°C MAX AND 10 SECONDS MAX.



ORIGINATED BY
ANTON LIAO
DATE 2016-09-13

DRAWN BY
LIU DONGJUN
DATE 2016-09-13

TITLE
10/100BT MagJack®
VERTICAL, SHIELDED

PART NO. / DRAWING NO.
SI-16001-F

FILE NAME
SI-16001-F_A2.DWG

STANDARD DIM. TOL. IN INCH	[] METRIC DIM. AS REF.
.X	UNIT : INCH [mm]
.XX	SCALE : N/A
.XXX	SIZE : A4

REV. : A2 PAGE : 4

