

PART NUMBER
142-1701-401

REV	ECO	DATE
1	INITIAL RELEASE	08/12/2021

1. MATERIAL AND FINISH:

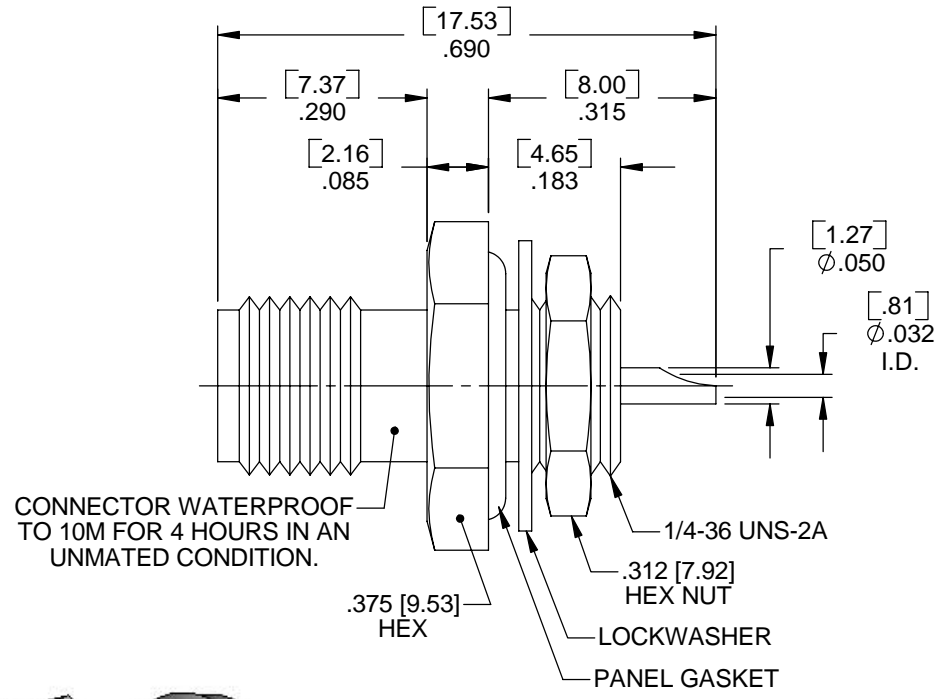
- 1.1 BODY: STAINLESS STEEL, PASSIVATED
- 1.2 CONTACT: BERYLLIUM COPPER, GOLD PLATE
- 1.3 INSULATOR: PTFE
- 1.4 O-RINGS: SILICONE RUBBER

2. ELECTRICAL SPECIFICATIONS:

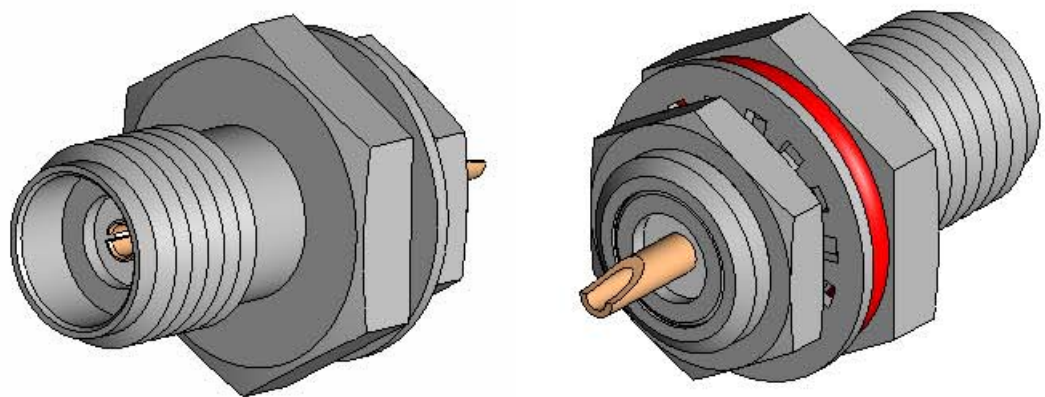
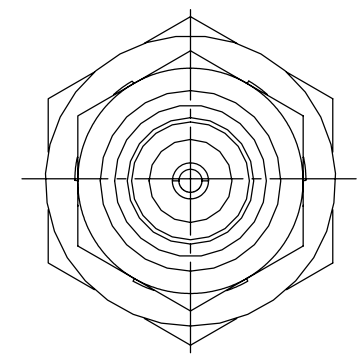
- 2.1 IMPEDANCE: 50 OHMS NOMINAL
- 2.2 FREQUENCY RANGE: DC-18 GHZ
- 2.3 DIELECTRIC WITHSTANDING VOLTAGE: 1,500 VRMS
- 2.4 INSULATION RESISTANCE: 5,000 MEGOHMS

3. MECHANICAL SPECIFICATIONS:

- 3.1 CONNECTOR DURABILITY: 500 CYCLES MIN.
- 3.2 PANEL THICKNESS: .093 [2.4] MAX.
- 3.3 CONNECTOR MEETS: MIL-STD-348 FIG. 310-2, MIL-PRF-39012



CONNECTOR WATERPROOF TO 10M FOR 4 HOURS IN AN UNMATED CONDITION.



	Model No:	142-1701-401/410	JOHNSON		
	RoHS <input checked="" type="checkbox"/> (EU)2015/863 COMPLIANT	Cage Code	Title: SMA BULKHEAD JACK SOLDER POT CONTACT		
<small>UNLESS OTHERWISE SPECIFIED UNITS: INCH</small> .XXX ± .008 .XXXX ± .004 ANGLES ± 5°	<small>3RD ANGLE PROJECTION</small> 	Drawing No.	REV.		
	Drawn by: <b>TOMMY REN</b>	Date:	142-1701-401/410	1	
<small>INTERPRET DRAWING IN ACCORDANCE WITH ASME Y14.5-2009.</small>	Date: <b>08/12/2021</b>	Size B	DO NOT SCALE DRAWING	Workmanship Std: NONE	Sheet 1 OF 1