

APPLICATION NOTE

Power Supply Back Pressures in Applications

Introduction

Customers, without realizing it, can affect the power supply (PSU) cooling when they operate in real systems. The usual culprits are the system fan(s) competing with the PSU cooling or too high a resistance to PSU cooling air entry or exhaust. All these reduce the net airflow through the PSU to precipitate a critical cooling issue that is usually expensive and time consuming to resolve. These issues fall under the general heading of “Backpressure” problems. At the early stage of selecting a standard PSU or developing a new design it is important to understand how much airflow the power supply requires and how this may be affected or influenced when operating in its final application. It may even be necessary to consider the second order effects at Rack level or Data Center room cooling. This application note is general and Bel Power Solutions is available to help customers avoid such issues if required.

POTENTIAL PROBLEM

The PSU supplier cannot know exactly how their PSUs will be used in all applications so it is important to discuss this with a Field Application Engineer who can arrange a review with Bel Power Solutions’s thermal engineer before customers go too far and realize there is an issue. Bel Power Solutions can perform thermal simulations at PSU, System and Rack level and make airflow and pressure measurements at our design center to assist customers in developing their solutions. In the absence of this activity, customers may fall into the common trap of accidentally compromising the PSU cooling because of system cooling or chassis impedance effects as follows:

1. System fans compete with PSU fans reducing the PSU airflow.
2. The air entry to the PSU has a high resistance path so the PSU fan loses airflow to overcome this additional unplanned pressure requirement.
3. The PSU exhaust air may have to overcome high resistance obstacle like a mid-plane, cables or poorly vented exhaust path which generates an unplanned PSU airflow reduction.

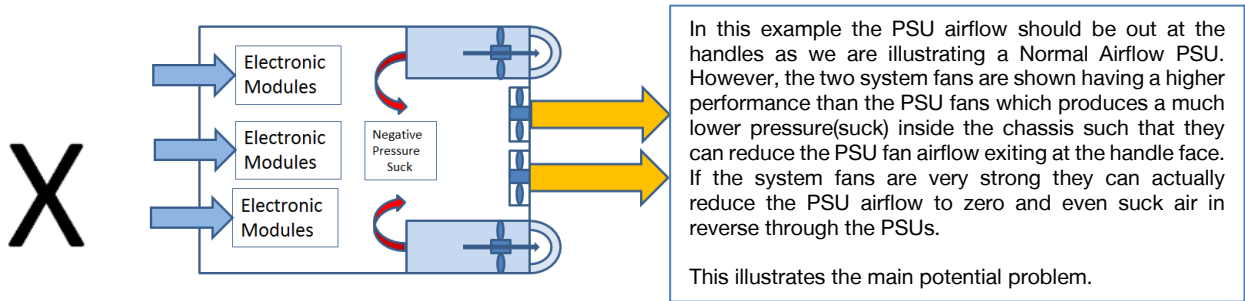
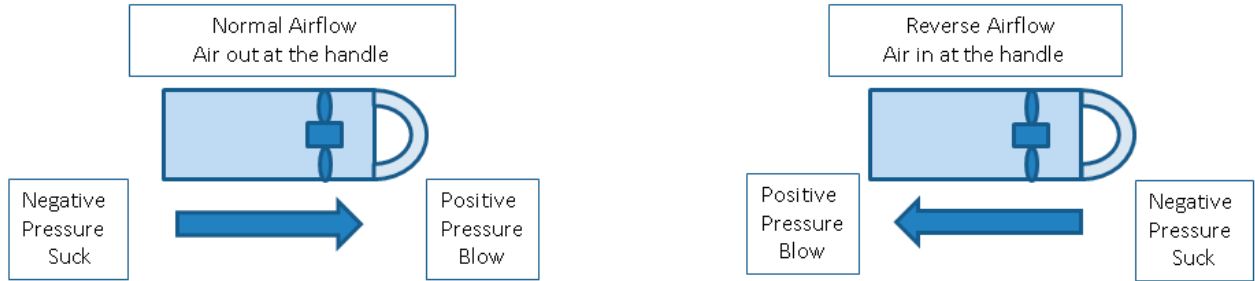
SOLUTION

To eliminate surprises and disappointment late in the customer’s development the following steps should be considered:

- At the customer’s request Bel Power Solutions can assist by reviewing their concept and confirm if any technical analysis or measurements may be required.
- Bel Power Solutions can provide cooling information if the PSU already exists to assist the customer such as its P-Q characteristic. The P-Q characteristic will show how the PSU airflow reduces as the static back pressure is increased. This will allow the customer to see what the PSU airflow will be when operating against the system internal back pressure.
- Bel Power Solutions will, as part of the PSU specification, agree to the minimum airflow at max power and backpressure margin required in application.
- Bel Power Solutions can provide a simplified FloTHERM thermal model of the PSU that the customer can use in their own system model and assess the resulting PSU airflow for potential issues.

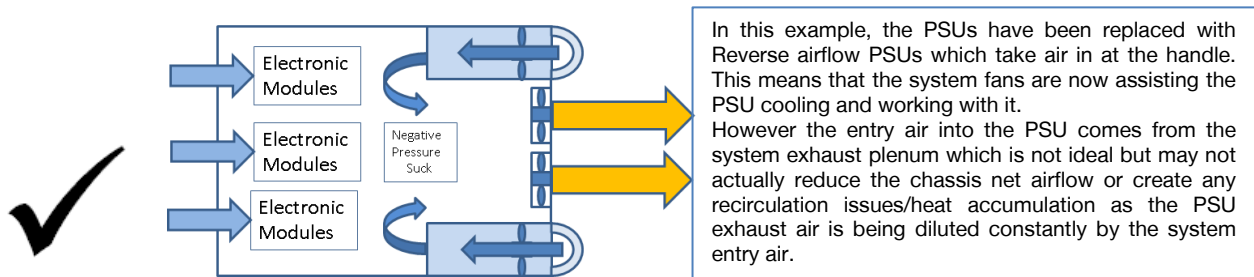
EXAMPLES

The examples below illustrate the typical backpressure issues faced by PSUs. First, let us define the airflow direction and the associated pressures at entry and exit to the PSU in Bel Power Solutions terms as below.



To overcome the problem above the system has some example options:

1. Replace the normal airflow PSU with a reverse airflow PSU so that the system fans work with the PSU fans.



2. Separate the inlet air path to the PSUs so they are not influenced by the internal system pressure generated by the system fans.

