

THE INFORMATION CONTAINED HEREIN IS CONSIDERED "PROPRIETARY" TO BEL FUSE INC. AND SHALL NOT BE COPIED, REPRODUCED OR DISCLOSED WITHOUT THE WRITTEN APPROVAL OF BEL FUSE INC.

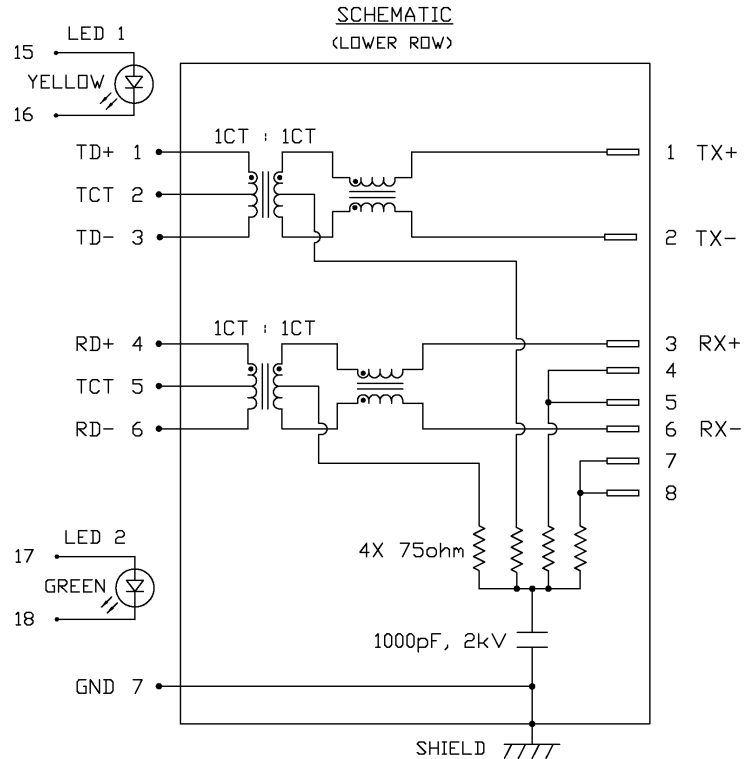


LED 1 POLARITY			LED 2 POLARITY		
PIN 15	PIN 16	COLOR	PIN 17	PIN 18	COLOR
+	-	YELLOW	+	-	GREEN

ELECTRICAL CHARACTERISTICS @ 25°C

TURNS RATIO

TX	1CT : 1CT ±3%
RX	1CT : 1CT ±3%
OCL @ 100kHz/100mVRMS 8mA DC BIAS	350µH MIN.
INS. LOSS	
100KHz TO 100MHZ	-1.1 dB MAX
RET. LOSS (MIN)	
1MHZ-30MHZ	-18 dB
60MHZ-80MHZ	-12 dB
CM TO CM REJ	
1MHZ-100MHZ	-35 dB TYP
CROSS TALK (TX - RX)	
1MHZ-100MHZ	-35 dB TYP
LEAKAGE INDUCTANCE	
PRIMARY W/ SECONDARY SHORTED	0.4uH Max. @ 1MHz
INTERWINDING CAPACITANCE	
PER CHANNEL (PRI. TO SEC.)	30pF TYP @ 1MHz
DC RESISTANCE	
(RJ1-RJ2)=(RJ3-RJ6)	1.8 ohms Max
PIN4-PIN6	1.1 ohms Max
PIN1-PIN3	1.1 ohms Max
OPERATING TEMPERATURE:	-40 TO +85 C°
HIPOT (Isolation Voltage):	1500 Vrms
LED 1	
V _F (FORWARD VOLTAGE)	IF=20mA YELLOW 2.1V TYP.
λ _D (DOMINANT WAVELENGTH)	IF=20mA YELLOW 590nm TYP.
LED 2	
V _F (FORWARD VOLTAGE)	IF=20mA GREEN 2.2V TYP.
λ _D (DOMINANT WAVELENGTH)	IF=20mA GREEN 565nm TYP.



ORIGINATED BY	DATE	TITLE	PART NO. / DRAWING NO.	STANDARD DIM. TOL. IN INCH	[] METRIC DIM. AS REFERENCE
CHUNG	02-14-06	2X1 MagJack® (with LED)	0845-2D1T-S4	.X	UNIT : INCH [mm] REV. : A
DRAWN BY	DATE		FILE NAME	.XX	SCALE : N/A SIZE : A4
DE	02-14-06		08452D1TS4A.DWG	.XXX	PAGE : 2



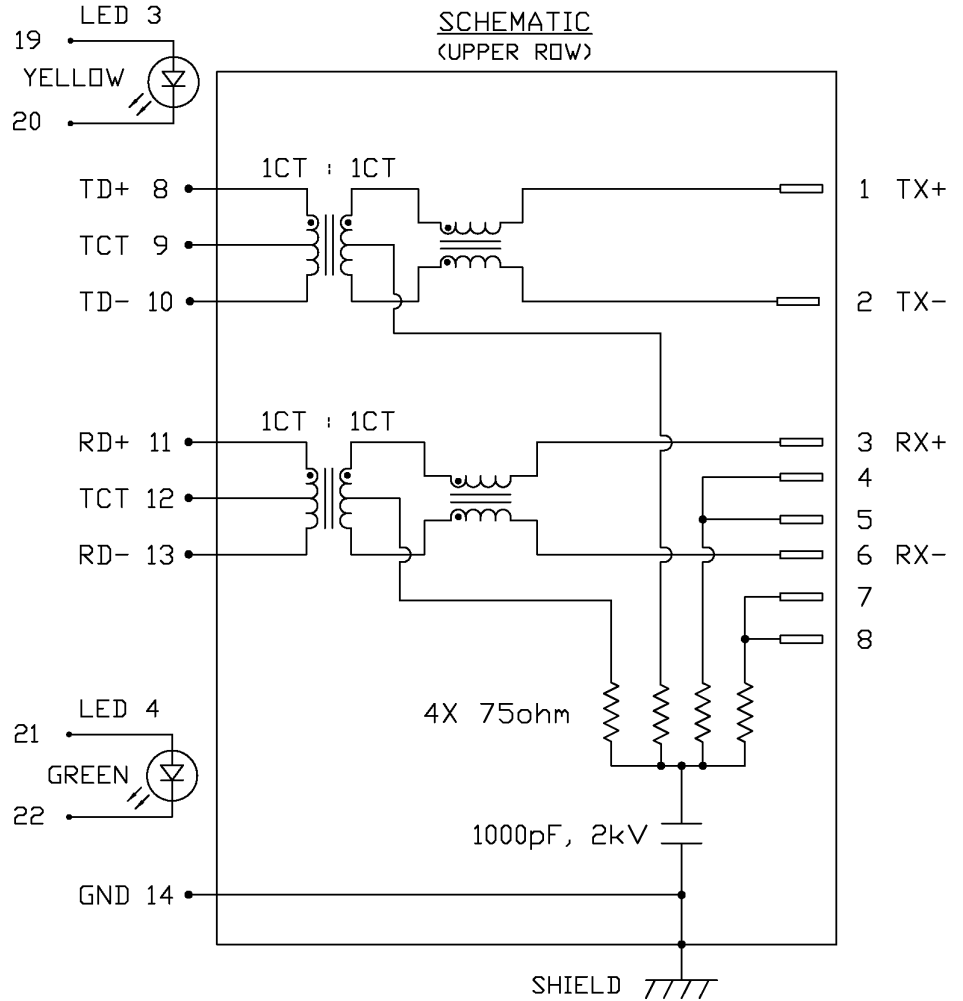
ALL INFORMATION CONTAINED HEREIN IS CONSIDERED PROPRIETARY TO BEL FUSE INC. AND SHALL NOT BE REPRODUCED, REPRODUCED OR DISCLOSED WITHOUT THE WRITTEN APPROVAL OF BEL FUSE INC.

LED 3 POLARITY			LED 4 POLARITY		
PIN 19	PIN 20	COLOR	PIN 21	PIN 22	COLOR
+	-	YELLOW	+	-	GREEN



ELECTRICAL CHARACTERISTICS @ 25°C

TRANSFORMER	
TX	1CT : 1CT ±3%
RX	1CT : 1CT ±3%
INDUCTIVE	
DCL @ 100kHz/100mVRMS	350µH MIN.
LOSS	
INS. LOSS	-1.1 dB MAX
100kHz TO 100MHz	-18 dB
RET. LOSS (MIN)	-12 dB
1MHz-30MHz	-35 dB TYP
60MHz-80MHz	-35 dB TYP
CROSS TALK (TX - RX)	
1MHz-100MHz	-35 dB TYP
LEAKAGE INDUCTANCE	
PRIMARY W/ SECONDARY SHORTED	0.4µH Max. @ 1MHz
INTERWINDING CAPACITANCE	
PER CHANNEL (PRI. TO SEC.)	30pF TYP @ 1MHz
DC RESISTANCE	
(RJ1-RJ2)=(RJ3-RJ6)	1.8 ohms Max
PIN11-PIN13	1.1 ohms Max
PIN8-PIN10	1.1 ohms Max
OPERATING TEMPERATURE:	
HIPOT (Isolation Voltage):	-40 TO +85 C°
	1500 Vrms
LED 3 (Super bright)	
V _F (FORWARD VOLTAGE)	IF=20mA YELLOW 2.1V TYP.
λ _D (DOMINANT WAVELENGTH)	IF=20mA YELLOW 590nm TYP.
LED 4 (Super bright)	
V _F (FORWARD VOLTAGE)	IF=20mA GREEN 2.2V TYP.
λ _D (DOMINANT WAVELENGTH)	IF=20mA GREEN 565nm TYP.



ORIGINATED BY	DATE	TITLE	PART NO. / DRAWING NO.	STANDARD DIM. TOL. IN INCH	[] METRIC DIM. AS REFERENCE
CHUNG	02-14-06	2X1 MagJack® (with LED)	0845-2D1T-S4	.X	UNIT : INCH [mm] REV. : A
DRAWN BY	DATE		FILE NAME	.XX	SCALE : N/A SIZE : A4
DE	02-14-06		08452D1TS4A.DWG	.XXX	⊕ PAGE : 3

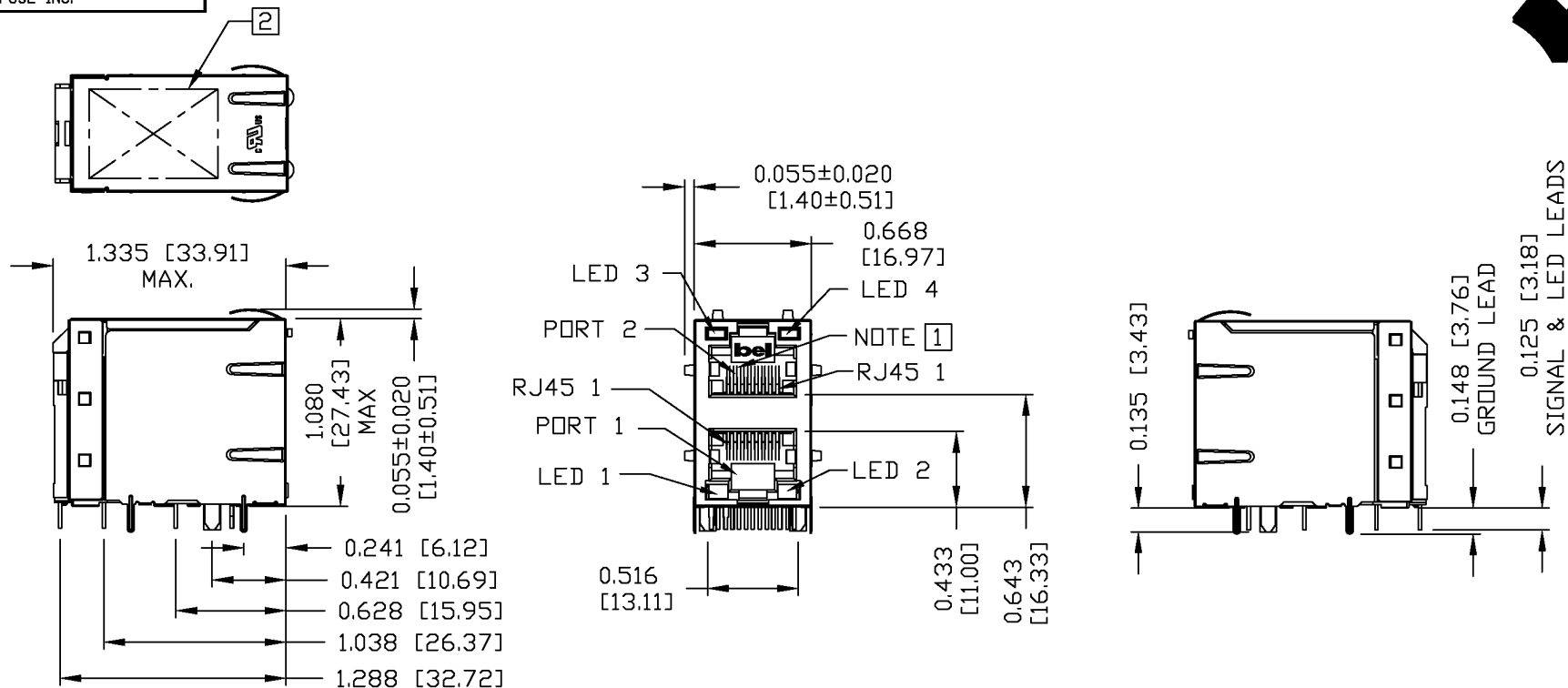


02(2)032305

This document is electronically generated. This is a controlled copy if used internally

ALL INFORMATION CONTAINED HEREIN IS CONSIDERED PROPRIETARY TO BEL FUSE INC. AND SHALL NOT BE REPRODUCED, REPRODUCED OR DISCLOSED WITHOUT THE WRITTEN APPROVAL OF BEL FUSE INC.

RoHS
2002/95/EC



NOTES:

- PLASTIC HOUSING: THERMOPLASTIC PBT
FLAMMABILITY RATING UL 94V-0
- CONTACT PLATING: 50 MICRO-INCH HARD GOLD PLATING
- OUTPUT PINS: TIN-COATED COPPER WIRE, DIA 0.018 INCH.
- METAL SHIELD: NICKEL PLATED ON COPPER ALLOY.
(ALL GROUND LEADS ARE SOLDER DIPPED)

1. JACK CAVITY CONFORMS TO FCC RULES AND REGULATIONS, PART 68 SUBPART F.

2. MARK PART WITH MFG LOGO, MFG NAME, PART NUMBER, AND DATE CODE.

RoHS COMPLIANCE, PER EU DIRECTIVE 2002/95/EC.

UL US UL RECOGNIZED - FILE #E196366 AND E169987.

ORIGINATED BY	DATE	TITLE	PART NO. / DRAWING NO.	STANDARD DIM.		[] METRIC DIM. AS REFERENCE	
				TOL.	IN INCH	UNIT : INCH [mm]	REV. : A
WILL/KEUNG	02-14-06	2X1 MagJack® (with LED)	0845-2D1T-S4	.X	±0.010	SCALE : N/A	SIZE : A4
DRAWN BY	DATE		FILE NAME	.XX		REV. : A	
IN	02-14-06		08452D1TS4A.DWG	.XXX		PAGE : 4	

02(2)032305

This document is electronically generated. This is a controlled copy if used internally

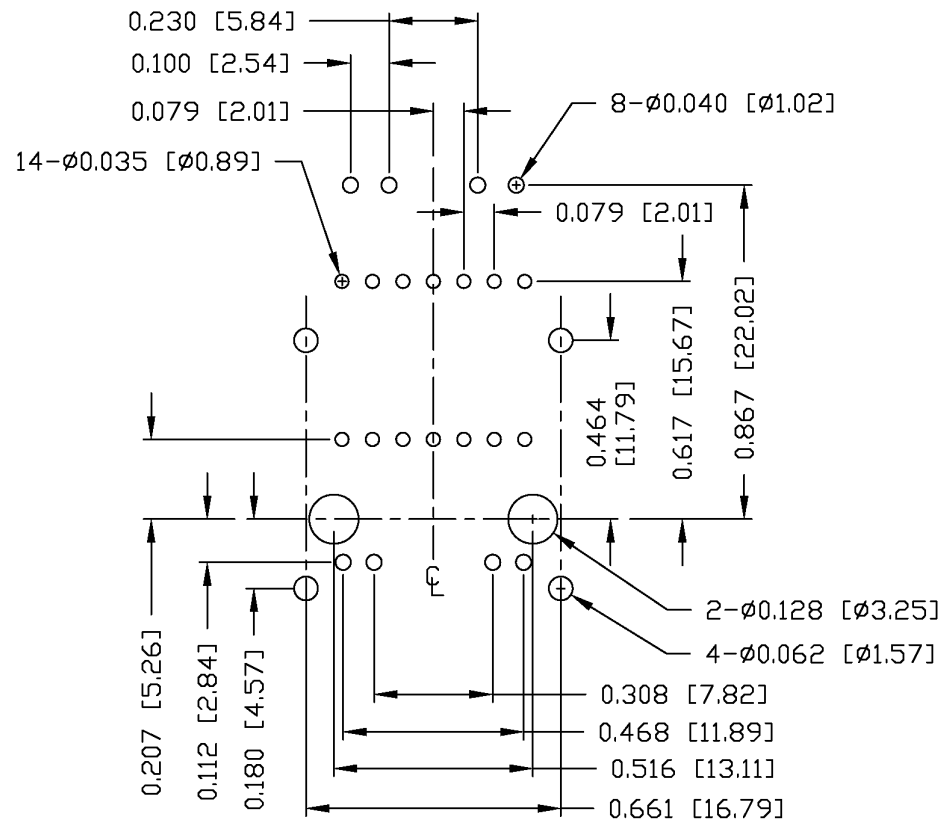
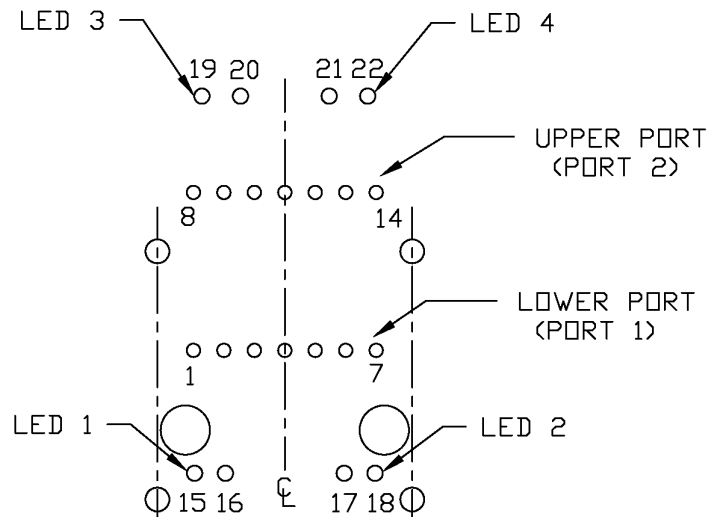


ALL INFORMATION CONTAINED HEREIN IS CONSIDERED PROPRIETARY TO BEL FUSE INC. AND SHALL NOT BE REPRODUCED, REPRODUCED OR DISCLOSED WITHOUT THE WRITTEN APPROVAL OF BEL FUSE INC.

RoHS
2002/95/EC



LED CONFIGURATION



PIN-OUT INFORMATION
(COMPONENT SIDE VIEW)
(SCALE 2:1)

SUGGESTED FOOTPRINT
(COMPONENT SIDE VIEW)
(SCALE 2:1)

DESIGNED BY WILL/KEUNG	DATE 02-14-06	TITLE 2X1 MagJack® (with LED)	PART NO. / DRAWING NO. 0845-2D1T-S4	STANDARD DIM. TOL. IN INCH	[] METRIC DIM. AS REFERENCE
	DRAWN BY JIN		DATE 02-14-06	FILE NAME 08452D1TS4A.DWG	.X .XX .XXX ±0.004



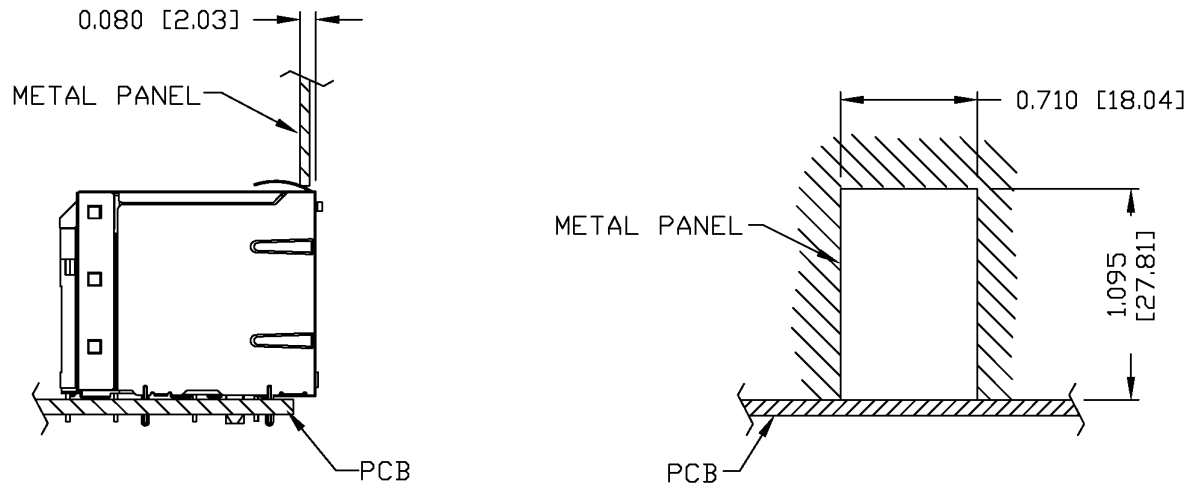
02(2)032305

This document is electronically generated. This is a controlled copy if used internally

ALL INFORMATION CONTAINED HEREIN IS CONSIDERED PROPRIETARY TO BEL FUSE INC. AND SHALL NOT BE REPRODUCED, REPRODUCED OR DISCLOSED WITHOUT THE WRITTEN APPROVAL OF BEL FUSE INC.



SUGGESTED PANEL OPENING



NOTE:

THE DISTANCE OF PANEL INSIDE SURFACE RELATIVE TO FRONT SURFACE OF PART IS ONLY A SUGGESTION. IN CASE THIS DISTANCE IS DIFFERENT, THE REQUIRED PANEL OPENING DIMENSIONS CHANGE ACCORDINGLY.

PACKING INFORMATION

PACKING TRAY: 0200-9999-H5 (TOP)
0200-9999-H6 (BOTTOM)

PACKING QUANTITY: 40 PCS FINISHED GOODS PER TRAY
6 TRAYS (240 PCS FINISHED GOODS) PER CARTON BOX.

NOTE: CARDBOARD ARE PLACED BETWEEN LAYERS OF PACKING TRAY INSIDE CARTON BOX.
(INCLUDE THE UPPERMOST AND LOWEREST TRAY)

DESIGNED BY WILL/KEUNG	DATE 02-14-06	TITLE 2X1 MagJack® (with LED)	PART NO. / DRAWING NO. 0845-2D1T-S4	STANDARD DIM. TOL. IN INCH	[] METRIC DIM. AS REFERENCE	
	DRAWN BY JIN		DATE 02-14-06	FILE NAME 08452D1TS4A.DWG	.X .XX .XXX	UNIT : INCH [mm] SCALE : N/A
				±0.004		



02(2)032305

This document is electronically generated. This is a controlled copy if used internally