

THE INFORMATION CONTAINED HEREIN IS CONSIDERED "PROPRIETARY" TO BEL FUSE INC. AND SHALL NOT BE COPIED, REPRODUCED OR DISCLOSED WITHOUT THE WRITTEN APPROVAL OF BEL FUSE INC.

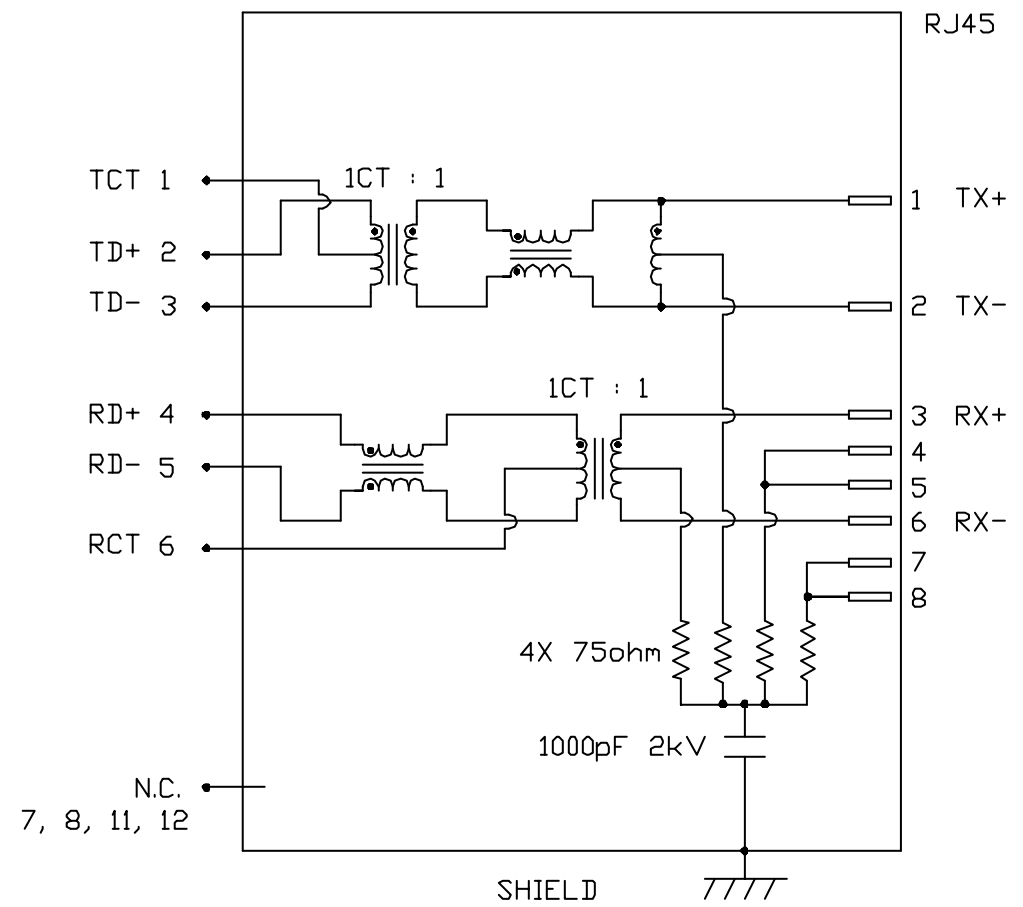


PRELIMINARY

SCHMATIC

ELECTRICAL CHARACTERISTICS @ 25°C

TURNS RATIO	
TX	1CT : 1
RX	1CT : 1
OCL @ 100kHz/100mVRMS	
8mA DC BIAS	350μH MIN.
INS. LOSS	
1MHz TO 100MHz	-1.0 dB MAX
RET. LOSS (MIN)	
1MHz-30MHz	-18 dB
30MHz-60MHz	-18+20LOG(F/30MHz) dB
60MHz-80MHz	-12 dB
CROSS TALK (TX - RX)	
500kHz - 100 MHz	-35 dB MIN
CM TO CM REJ	
100kHz - 100 MHz	-30 dB MIN
CM TO DM REJ	
100kHz - 100 MHz	-40 dB MIN
HIPOT (Isolation Voltage):	1500 Vrms or 2250VDC



Additional Resources: Product Page 3D Model PCB Footprint Technical Documentation

ORIGINATED BY CHUNG	DATE 10-16-06	TITLE MagJack® (Dual Stuff Option, Tab Down)	PART NO. / DRAWING NO. 08131AX147-F		STANDARD DIM. TOL. IN INCH		[] METRIC DIM. AS REFERENCE		bel COMPONENTS ON A CONNECTED PLANET
			FILE NAME 08131AX147-FPA.DWG		.X		UNIT : INCH [mm]	REV. : PA	
DRAWN BY DE	DATE 10-16-06				.XX		SCALE : N/A	SIZE : A4	
					.XXX			PAGE : 2	

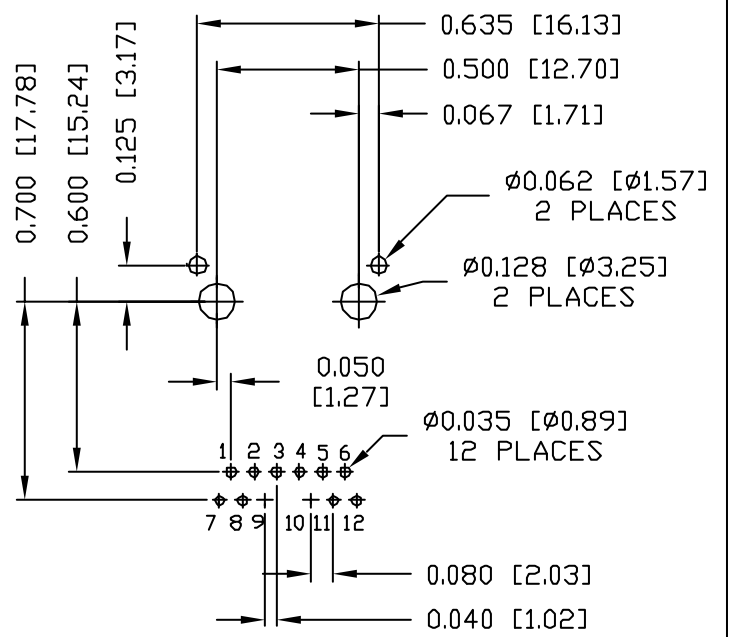
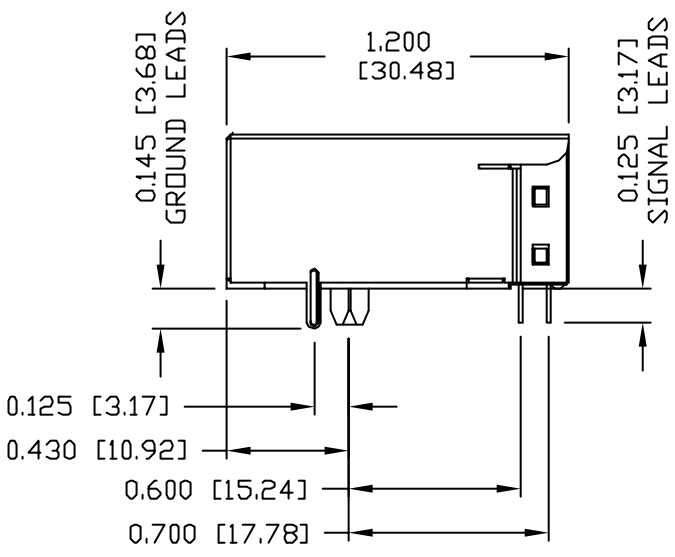
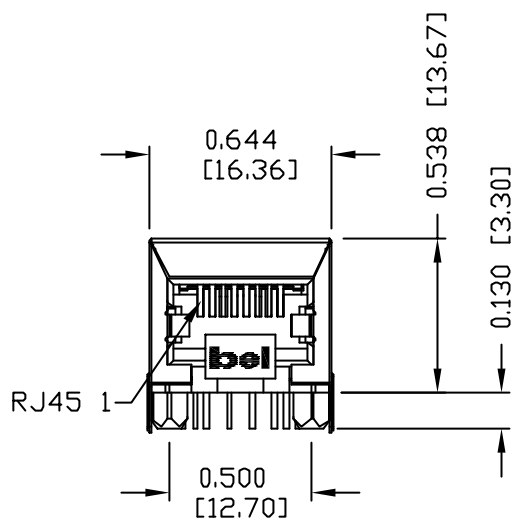
THE INFORMATION CONTAINED HEREIN IS CONSIDERED "PROPRIETARY" TO BEL FUSE INC. AND SHALL NOT BE COPIED, REPRODUCED OR DISCLOSED WITHOUT THE WRITTEN APPROVAL OF BEL FUSE INC.

MECHANICAL SPECIFICATION

PRELIMINARY



**RECOMMENDED PCB FOOTPRINT
COMPONENT SIDE VIEW**



- NOTES:**
- PLASTIC HOUSING: THERMOPLASTIC PBT
FLAMMABILITY RATING UL 94V-0
 - CONTACTS: 30 MICRO-INCH HARD GOLD PLATING
WITH UNDERPLATING OF 50 MICRO-INCH NICKEL.
 - OUTPUT PINS: TIN-COATED COPPER WIRE, DIA 0.018 INCH.
 - METAL SHIELD: NICKEL PLATED ON COPPER ALLOY.
(ALL GROUND LEADS ARE SOLDER DIPPED)
 - JACK CAVITY CONFORMS TO FCC RULES AND REGULATIONS.
 - 1. MARK PART WITH MFG LOGO, MFG NAME, PART NUMBER AND DATE CODE
 - 2. RoHS COMPLIANCE, PER EU DIRECTIVE 2002/95/EC.

ORIGINATED BY	DATE	TITLE	PART NO. / DRAWING NO.	STANDARD DIM. TOL. IN INCH	[] METRIC DIM. AS REFERENCE	<p>COMPONENTS FOR A CONNECTED PLANET</p>
BILL	10-16-06	MagJack®	08131AX147-F	.X	UNIT : INCH [mm]	
DRAWN BY	DATE	(Dual Stuff Option, Tab Down)	FILE NAME	.XX	SCALE : N/A	
QIN	10-16-06	0813-1AX1-47-F	08131AX147-FPA.DWG	.XXX ±0.010	REV. : PA SIZE : A4 PAGE : 3	

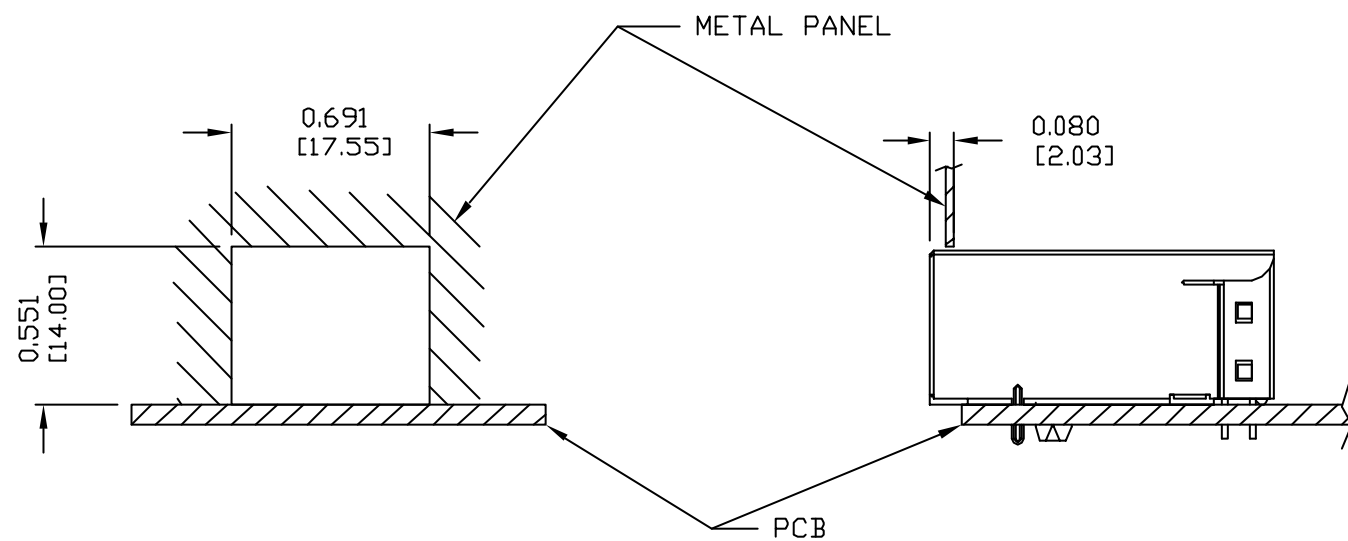
Additional Resources: Product Page 3D Model PCB Footprint Technical Documentation

THE INFORMATION CONTAINED HEREIN IS CONSIDERED "PROPRIETARY" TO BEL FUSE INC. AND SHALL NOT BE COPIED, REPRODUCED OR DISCLOSED WITHOUT THE WRITTEN APPROVAL OF BEL FUSE INC.



PRELIMINARY

SUGGESTED PANEL OPENING



NOTES:

THE DISTANCE OF PANEL INSIDE SURFACE RELATIVE TO FRONT SURFACE OF PART IS ONLY A SUGGESTION. IN CASE THIS DISTANCE IS DIFFERENT, THE REQUIRED PANEL OPENING DIMENSIONS CHANGE ACCORDINGLY.

PACKING INFORMATION

PACKING TRAY : 0200-9999-F1(TOP)
 0200-9999-F2(BOTTOM)

PACKING QUANTITY : 40 PCS FINISHED GOODS PER TRAY
 10 TRAYS (400 PCS FINISHED GOODS) PER CARTON BOX

NOTER: CARDBOARDS ARE PLACED BETWEEN LAYERS OF PACKIING TRAY INSIDE CARTON BOX
 (INCLUDE THE UPPERMOST AND LOWERMOST TRAY)

ORIGINATED BY	DATE	TITLE	PART NO. / DRAWING NO.	STANDARD DIM. TOL. IN INCH	[] METRIC DIM. AS REFERENCE	 COMPONENTS FOR A CONNECTED PLANET
BILL	10-16-06	MagJack® (Dual Stuff Option, Tab Down)	08131AX147-F	.X	UNIT : INCH [mm]	
DRAWN BY	DATE		FILE NAME	.XX	SCALE : N/A	
QIN	10-16-06	0813-1AX1-47-F	08131AX147-FPA.DWG	.XXX ±0.004	REV. : PA SIZE : A4 PAGE : 4	