



**INPUT**

parameter	conditions/description	min	typ	max	units
voltage	ac input	85		264	Vac
	dc input	120		373	Vdc
frequency		47		63	Hz
current	at 115 Vac			2	A
	at 230 Vac			1	A
inrush current	at 115 Vac, cold start		40		A
	at 230 Vac, cold start		65		A
leakage current	at 240 Vac			0.75	mA
no load power consumption				0.3	W

**OUTPUT**

parameter	conditions/description	min	typ	max	units
capacitive load	5 Vdc output			10,000	μF
	12 Vdc output			6,000	μF
	15 Vdc output			5,000	μF
	24 Vdc output			1,500	μF
	36 Vdc output			1,000	μF
	48 Vdc output			680	μF
initial set point accuracy	5 Vdc output at full load		±2		%
	other outputs at full load		±1		%
line regulation			±0.5		%
load regulation	5 Vdc output 0%~100% load		±1		%
	other outputs 0%~100% load		±0.5		%
hold-up time	at 115 Vac	8			ms
	at 230 Vac	55			ms
adjustability	built in trim pot	±10			%
switching frequency			65		kHz
temperature coefficient			±0.03		%/°C

**PROTECTIONS**

parameter	conditions/description	min	typ	max	units
over voltage protection	5 Vdc output, clamp			6.3	Vdc
	12 Vdc output, auto-recovery, hiccup			16.2	Vdc
	15 Vdc output, auto-recovery, hiccup			21.75	Vdc
	24 Vdc output, auto-recovery, hiccup			33.6	Vdc
	36 Vdc output, clamp			50.0	Vdc
	48 Vdc output, clamp			60.0	Vdc
over current protection	auto-recovery	110		200	%
short circuit protection	hiccup, continuous, auto-recovery				

**SAFETY & COMPLIANCE**

parameter	conditions/description	min	typ	max	units
isolation voltage	input to ground	2,000			Vac
	input to output	4,000			Vac
	output to ground	1,250			Vac
safety approvals	certified to:	62368:	IEC/EN/UL		
	designed to meet:	60335:	IEC/EN		
	designed to meet:	61558:	IEC/EN		
	designed to meet:	4943:	GB		
safety class	Class I				
EMI/EMC	CISPR32/EN55032 Class B, IEC/EN61000-3-2 Class A				
ESD	IEC/EN 61000-4-2 Contact ±6KV /Air ±8KV, perf. Criteria A				
radiated immunity	IEC/EN 61000-4-3 10V/m, perf. Criteria A				

**SAFETY & COMPLIANCE**

EFT/burst	IEC/EN 61000-4-4 ±2KV, perf. Criteria A		
surge	IEC/EN 61000-4-5 line to line ±2KV/line to ground ±4KV, perf. Criteria A		
conducted immunity	IEC/EN61000-4-6 10 Vr.m.s, perf. Criteria A		
voltage dips and interruptions	IEC/EN61000-4-11 0%, 70%, perf. Criteria B		
MTBF	as per MIL-HDBK-217F at 25°C	300,000	hours
RoHS	yes		

**ENVIRONMENTAL**

parameter	conditions/description	min	typ	max	units
operating temperature		-30		70	°C
storage temperature		-40		85	°C
operating humidity	non-condensing	20		90	%
storage humidity	non-condensing	0		95	%

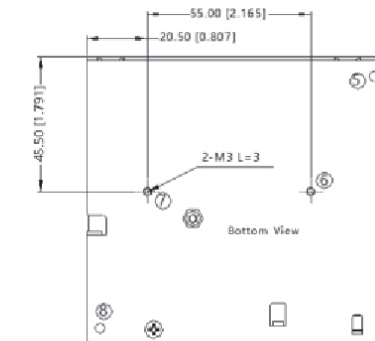
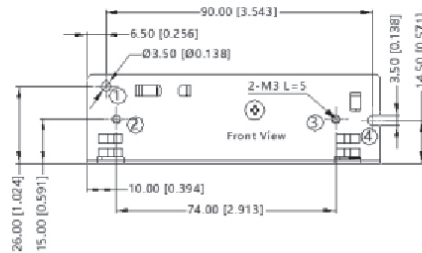
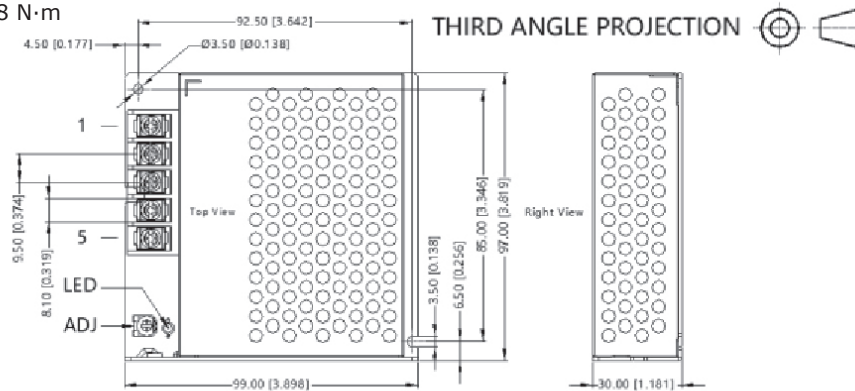
## MECHANICAL

parameter	conditions/description	min	typ	max	units
dimensions	99.00 x 97.00 x 30.00				mm
weight			220		g
cooling	natural convection				
case material	metal (AL1100, SGCC)				

## MECHANICAL DRAWING

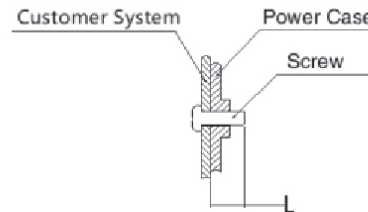
units: mm [inch]  
 tolerance: ±1.0 [±0.039]  
 wire range: 22-12 AWG  
 connector tightening torque: M3.5, 0.8 N·m

PIN CONNECTIONS	
PIN	Function
1	AC(L)
2	AC(N)
3	⏏
4	-Vo
5	+Vo



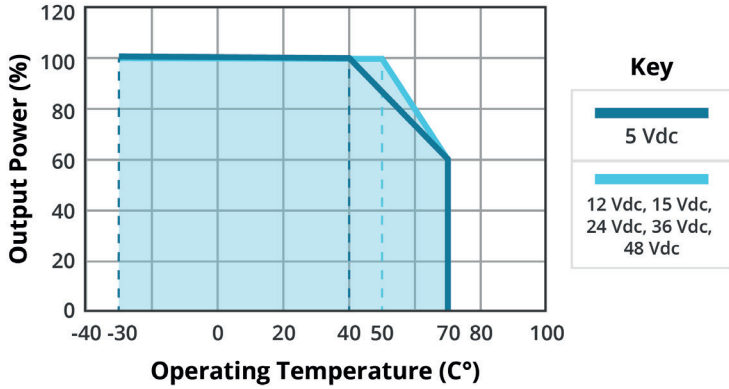
Position	Screw spec.	L (max)	Torque (max)
② - ③	M3	5 mm	0.4 N·m
⑥ - ⑦	M3	3 mm	0.4 N·m

Note: At least one hole position, ①~⑧, must be securely connected to Protective Earth (PE) ⏏

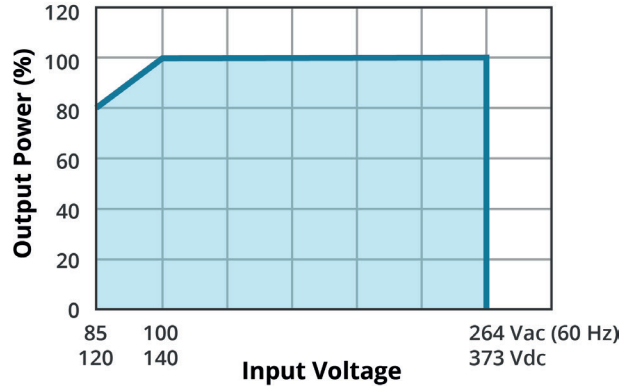


## DERATING CURVE

**TEMPERATURE DERATING CURVE**

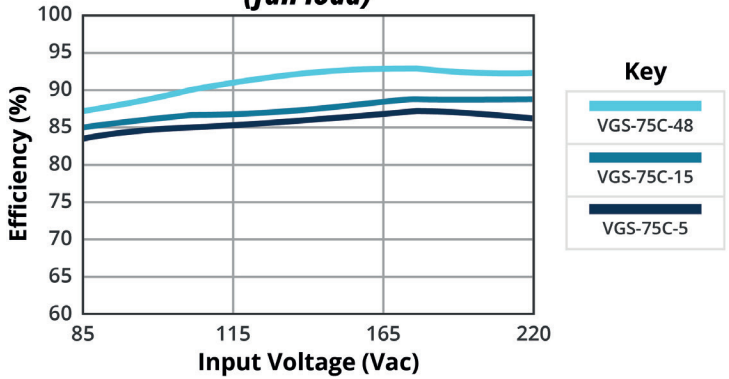


**INPUT VOLTAGE DERATING CURVE (25°C)**

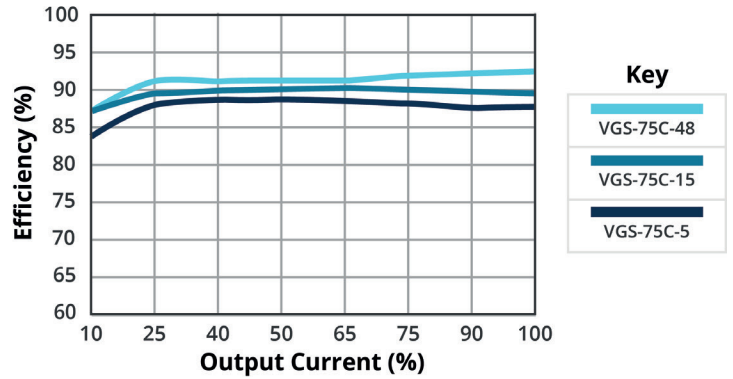


## EFFICIENCY CURVES

**EFFICIENCY VS INPUT VOLTAGE (full load)**



**EFFICIENCY VS OUTPUT LOAD**



## REVISION HISTORY

---

rev.	description	date
1.0	initial release	09/28/2020
1.01	derating and efficiency curves updated	02/09/2022
1.02	UKCA mark added	06/06/2022

The revision history provided is for informational purposes only and is believed to be accurate.



**Headquarters**  
20050 SW 112th Ave.  
Tualatin, OR 97062  
**800.275.4899**

Fax 503.612.2383  
**cuicom**  
techsupport@cuicom

CUI offers a two (2) year limited warranty. Complete warranty information is listed on our website.

CUI reserves the right to make changes to the product at any time without notice. Information provided by CUI is believed to be accurate and reliable. However, no responsibility is assumed by CUI for its use, nor for any infringements of patents or other rights of third parties which may result from its use.

CUI products are not authorized or warranted for use as critical components in equipment that requires an extremely high level of reliability. A critical component is any component of a life support device or system whose failure to perform can be reasonably expected to cause the failure of the life support device or system, or to affect its safety or effectiveness.