

SERIES: SWI30C-N | **DESCRIPTION:** AC-DC POWER SUPPLY

FEATURES

- up to 30 W continuous power
- DoE Level VI efficiency
- universal input voltage range
- integrated USB Type C receptacle
- USB Power Delivery (PD) 3.0 compliant
- certified to EN 62368-1
- custom designs available

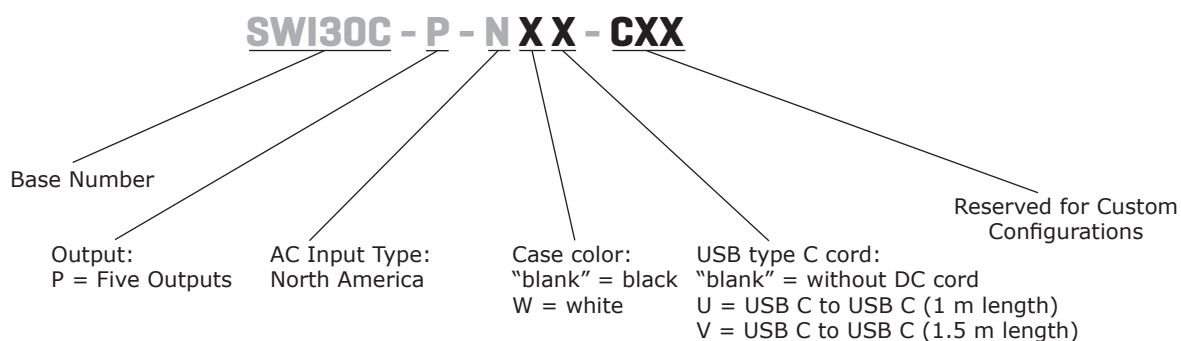


MODEL

MODEL	output voltage nom (Vdc)	output current max (A)	output power max (W)	ripple and noise ¹ max (mVp-p)	efficiency level
SWI30C-P-N	5	3.0	15	200	VI
	9	3.0	27	300	VI
	12	2.5	30	300	VI
	15	2.0	30	300	VI
	20	1.5	30	300	VI

Notes: 1. At full load, nominal input, 20 MHz bandwidth oscilloscope, each output terminated with 0.1 µF multilayer ceramic and 47 µF low ESR electrolytic capacitors.

PART NUMBER KEY



Note: The color of the DC cord matches the color of the product.

INPUT

parameter	conditions/description	min	typ	max	units
voltage		90	100~240	264	Vac
frequency		47	50~60	63	Hz
current				0.8	A
inrush current	at 230 Vac			100	A
leakage current				0.25	mA
no load power consumption	at 230 Vac			0.075	W

OUTPUT

parameter	conditions/description	min	typ	max	units
load regulation	10% ~ 100% rated load		±5		%
line regulation	±10% of input voltage		±5		%
start-up time	100 ~ 240 Vac			3	s
rise time	10% ~ 90% of nominal voltage, full load			50	ms
hold-up time	at 120 Vac/60 Hz, at full load	10			ms

PROTECTIONS

parameter	conditions/description	min	typ	max	units
over voltage protection	auto recovery, hiccup				
	5 Vdc output voltage			9.0	Vdc
	9 Vdc output voltage			16.2	Vdc
	12 Vdc output voltage			21.6	Vdc
	15 Vdc output voltage			27.0	Vdc
	20 Vdc output voltage			36.0	Vdc
over current protection	auto recovery, hiccup				
	5 Vdc output voltage			3.9	A
	9 Vdc output voltage			3.9	A
	12 Vdc output voltage			3.5	A
	15 Vdc output voltage			3.5	A
	20 Vdc output voltage			3.0	A
short circuit protection	auto recovery, hiccup				

SAFETY & COMPLIANCE

parameter	conditions/description	min	typ	max	units
isolation voltage	input to output for 1 minute, 10 mA max		3,000		Vac
	input to output for 2 seconds, 10 mA max		3,600		Vac
safety approvals	certified to 62368-1: UL/cUL				
EMI/EMC	FCC Part 15 Subpart B Class B				
ESD	EN61000-4-2 contact: 8 kV, air: 15 kV, perf. Criteria A				
radiated immunity	EN61000-4-3 3 V/m, 80% AM (1KHz), perf. Criteria A				
EFT/burst	EN61000-4-4 line to line: 1 kV, line to earth: 1 kV, perf. Criteria A				
surge	EN61000-4-5 line to line: 1 kV, line to earth: 2 kV, perf. Criteria A				
conducted immunity	EN61000-4-6 3 Vrms, 80% AM (1KHz), perf. Criteria A				
MTBF	as per Telcordia SR-332 (Issue 3),25°C	300,000			hours
RoHS	yes				

ENVIRONMENTAL

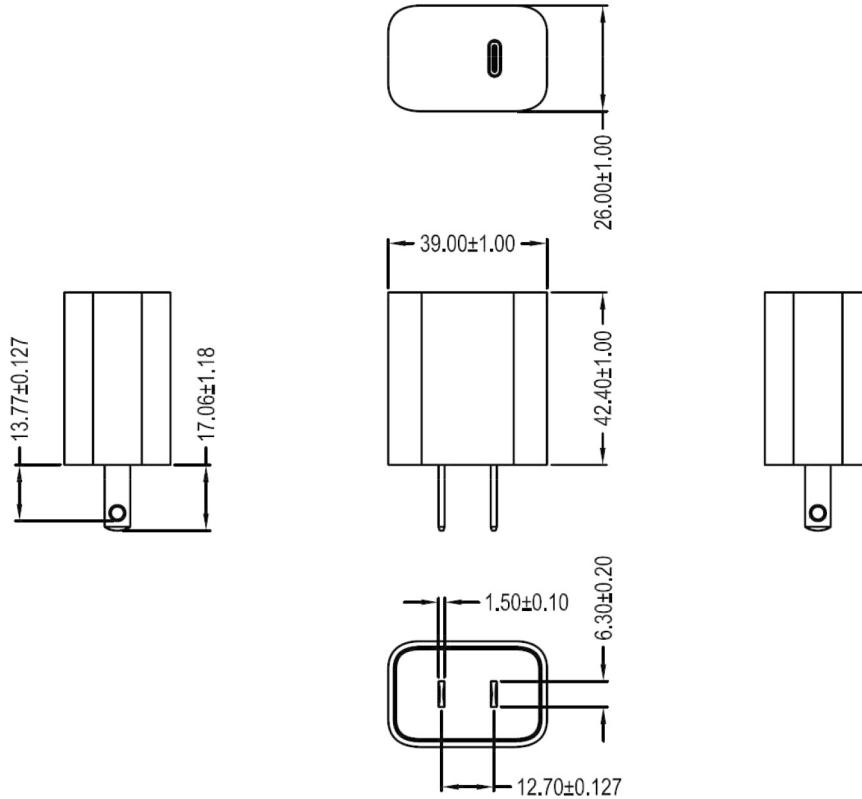
parameter	conditions/description	min	typ	max	units
operating temperature		0		40	°C
storage temperature		-20		80	°C
operating humidity	non-condensing	20		98	%
storage humidity	non-condensing	20		98	%
operating altitude				2,000	m

MECHANICAL

parameter	conditions/description	min	typ	max	units
dimensions	42.4 x 39.0 x 26.0				mm
weight	(tolerance ±5%)		58.57		g
inlet plug	North America, 2-pin				

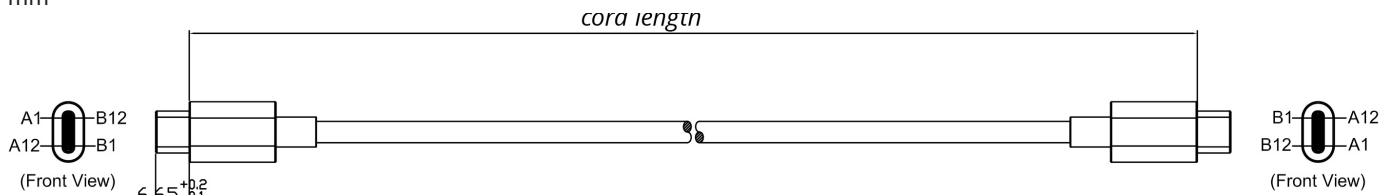
MECHANICAL DRAWING

units: mm
tolerance: ±1.0 mm



DC CORD

units: mm



Plugs: USB-C to USB-C
Length: 1,000/1,500 mm
Color: black/white

REVISION HISTORY

rev.	description	date
1.0	initial release	06/02/2026

The revision history provided is for informational purposes only and is believed to be accurate.



CUI INC

a bel group

15575 SW Sequoia Pkwy #100
Portland, OR 97224
800.275.4899

Fax 503.612.2383
Belfuse.com
powersupport@belf.com

This device complies with part 15 of the FCC Rules. Operation is subject to the following two conditions:

- (1) This device may not cause harmful interference, and
- (2) this device must accept any interference received, including interference that may cause undesired operation.

CUI offers a one (1) year limited warranty. Complete warranty information is listed on our website.

CUI reserves the right to make changes to the product at any time without notice. Information provided by CUI is believed to be accurate and reliable. However, no responsibility is assumed by CUI for its use, nor for any infringements of patents or other rights of third parties which may result from its use.

CUI products are not authorized or warranted for use as critical components in equipment that requires an extremely high level of reliability. A critical component is any component of a life support device or system whose failure to perform can be reasonably expected to cause the failure of the life support device or system, or to affect its safety or effectiveness.