

Type 0ADEC / 0ADEP

Fast-Acting Fuse Series

HF **Pb** 0ADEC/0ADEP Series, 6x32mm Ceramic Tube Fast-Acting Fuse RoHS Compliant

Description

A 500 VAC/VDC rated ceramic tube cartridge fuse in a compact 6.3 x 32mm package,

Features

- Fast-acting, high breaking capacity fuse
- Available in cartridge and pigtail axial lead
- Designed to UL 248-14
- Full compliance with EU Directive 2011/65/EU and amending directive 2015/863
- Halogen Free
- Lead Free

Applications

- Industrial Power Supplies
- DC/DC modules

LEAD FREE = **Pb**
 HALOGEN FREE = **HF**



Physical Specifications

Materials	Body : Ceramic
	Cap: Silver Plated Caps Pigtail Leads : Tin Plated Copper
Marking	On Fuse :
	"bel"
	"0ADEC", "Current Rating", "Voltage Rating", "Appropriate Safety Logos"
	On Label :
	"bel", "0ADEC" or "0ADEP", "Current Rating", "Voltage Rating", "Interrupting Rating", "Appropriate Safety Logos" and " ", " "(China RoHS compliant).

Electrical Characteristics

Testing Current	Opening Time
	Maximum
150%	30 minutes
200%	5 minutes
300%	10 seconds

Safety Agency Approvals

Safety Agency	Safety Agency Certificate	Ampere Rating / Voltage Rating	Ampere Range / Volt @ I.R. ability*
	E20624	10A-30A/500V AC/DC	10A-30A/500V @30KA AC /500V @20KA DC
*I.R.= Interrupting Rating = Short Circuit Rating(Amps)			

Specifications subject to change without notice

Environmental Specifications

Operating Temperature	-50°C to +105°C
Terminal Strength	MIL-STD-202G, Method 211 Test Condition A
Lead Solderability	MIL-STD-202, Method 208
Mechanical Vibration	MIL-STD-202, Method 201
Thermal Shock	MIL-STD-202, Method 107 Test Condition B (5 cycles -65°C to+125°C)
Humidity	MIL-STD-202, Method 103, Test Condition A (95%RH and 40°C for 240 hours)

Electrical Specifications

Part Number	Ampere Rating	Typical Cold Resistance (mOhms)	Voltage and Interrupting Ratings	Typical Pre-Arcing I ² t (A ² Sec)	Total I ² t (A ² sec)
0ADEC9100-XX	10A	17.1	See Table of Ratings on Page 1 for Voltage and associated Interrupting Ratings	100	135
0ADEP9100- XX					
0ADEC9120- XX	12A	12.3		140	180
0ADEP9120- XX					
0ADEC9150- XX	15A	8.0		66	155
0ADEP9150- XX					
0ADEC9160- XX	16A	8.0		62	150
0ADEP9160- XX					
0ADEC9200- XX	20A	5.5		120	280
0ADEP9200- XX					
0ADEC9250- XX	25A	4.6		200	470
0ADEP9250- XX					
0ADEC9300- XX	30A	3.7	270	630	
0ADEP9300- XX					

Consult manufacturer for other ratings

*DC Cold Resistance are measured at <10% of rated current in ambient temperature of 25°C

*Typical Pre-arcing I²t are measured at 10In Current

*Total I²t are measured at 500V IR test

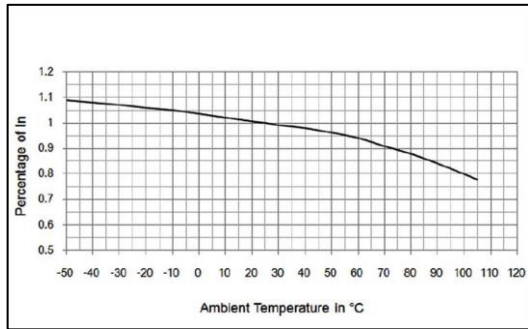


Specifications subject to change without notice

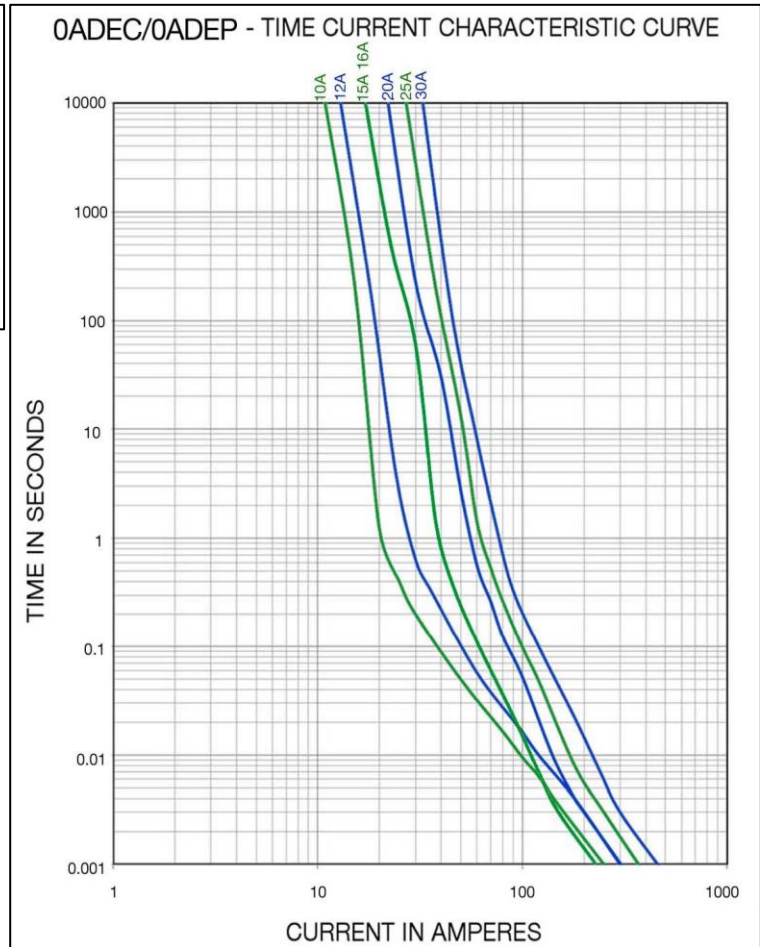
Bel Fuse Inc.
206 Van Vorst Street
Jersey City, NJ 07302 USA

+1 201.432.0463
Bel.US.CS@belf.com
belfuse.com/circuit-protection

Temperature Re-Rating Curve



Average Time Current Curve



Soldering parameters for Pigtail Type

Wave Soldering Compatible: (260°C, 10 sec max)

Hand-Solder:

Solder Iron Temperature: (350°C +/- 5°C)

Heating Time: (5 sec max)

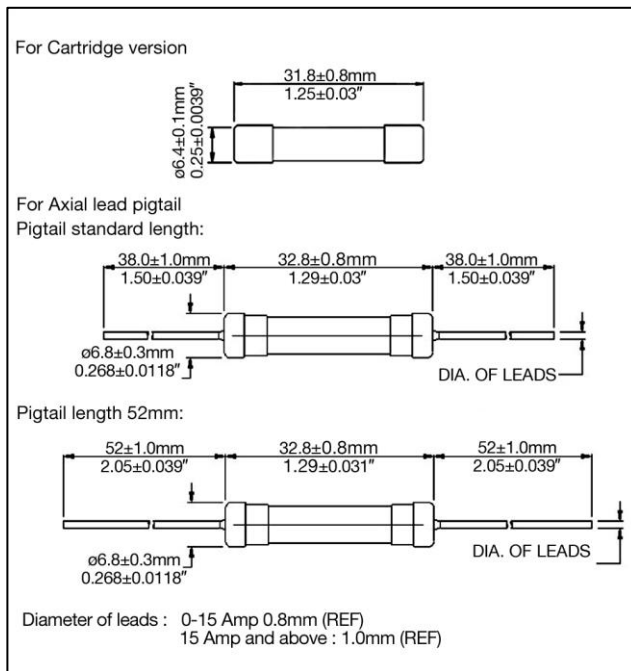
Fuse FGNO Explanation

0ADE X [XXXX] -XX

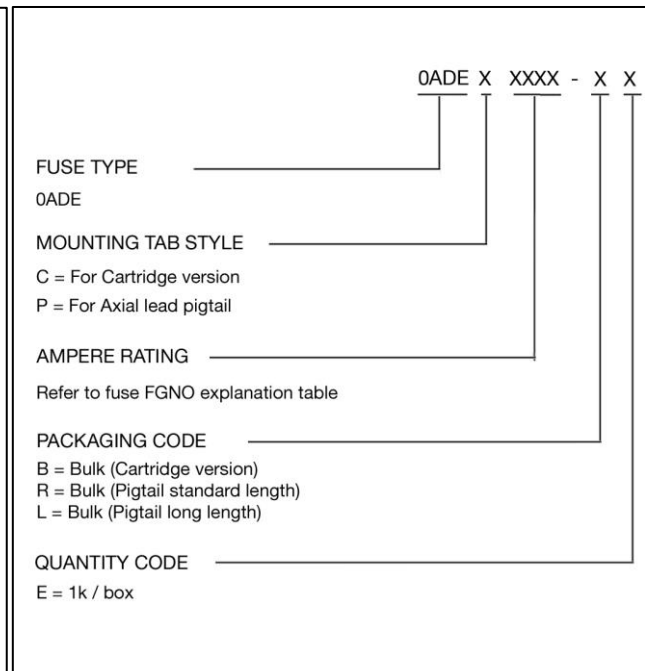
0ADEC/P=0ADEC/P; [XXXX]=Ampere Rating; XX=See Ordering Information as below

Amps	Bel FGNO[XXXX]
10	9100
12	9120
15	9150
16	9160
20	9200
25	9250
30	9300

Mechanical Dimensions



Ordering Information



Packaging

Packaging Option	Quantity	Packaging Code
Bulk	1000	BE
Bulk (Pigtail standard length)	1000	RE
Bulk (Pigtail long length)	1000	LE