

# Type 0678H

## Enhanced-breaking Capability Brick Fuse

**HF** 0678H Series-3912 Size

RoHS Compliant

### Features

- Enhanced – Breaking capacity
- Surface mount high current fuse
- Current rating from 500mA to 40A
- Wide operating temperature range from -55°C to 125°C
- Tape & Reel for auto-insert SMD process
- Compatible with 260°C, IR Pb-free solder process
- RoHS compliant with exemption 7(a)
- Full compliance with EU Directive 2011/65/EU and amending directive 2015/863
- Halogen Free, (MSL=1)
- AEC-Q Compliant
- Meets Bel automotive qualification\*
- \* - Largely based on internal AEC-Q test plan





UK CA TÜV c UL US CE  
**AEC-Q Compliant**

### Applications




- Voltage regulator module
- PC server
- Office electronic equipment
- Industrial equipment
- Medical equipment
- POE, POE+
- Power supply
- DC-DC converter
- Mass storage systems

HALOGEN FREE = **HF**

### Physical Specifications

Materials	Body : Ceramic
	Terminations : Silver Plated Caps /Palladium Plated Caps
Marking	On Fuse :
	"Current Rating", "H"- laser marked on ceramic tube, "bel" stamped in end caps.
	On Label :
	"bel", "0678H", "Current Rating", "Voltage Rating", "Interrupting Rating", "Appropriate Safety Logos" and "  , "  ", (China RoHS compliant).

### Safety Agency Approvals

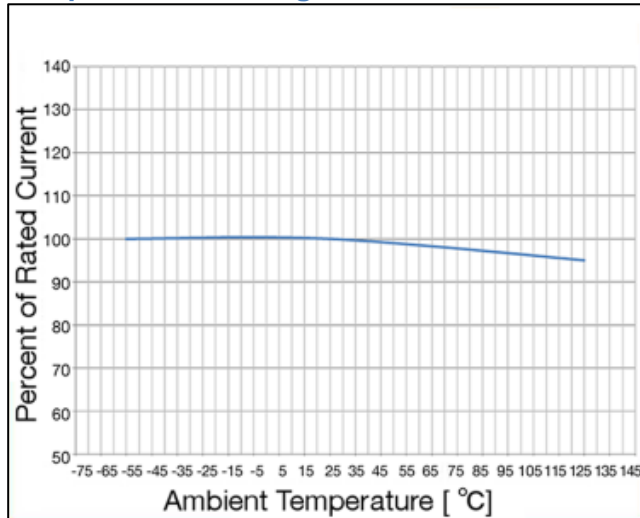
Safety Agency	Safety Agency Certificate	Ampere Rating/ Voltage Rating	Ampere Range / Volt @ I.R. ability*
	E506667	500mA-40A/250V AC 125V DC	500mA-5A /125V@1000A AC 250V@300A AC 125V@2000A DC >5A-20A /250V@100A AC 125V@500A AC 125V@1000A DC 100V@1500A DC
	R 50544942 EN 60127-1: 2006+A1+A2 EN 60127-4: 2005+A1+A2  J 50545350 EN 60127-1: 2006+A1+A2 EN 60127-7: 2016		>20A-30A /250V@100A AC 125V@200A AC 125V@1000A DC 35A-40A /250V@100A AC 125V@500A AC 125V@1000A DC 40A / 100V@1500A DC
	E506667		35A / 100V@1500A DC

\*I.R.= Interrupting Rating = Short Circuit Rating(Amps)

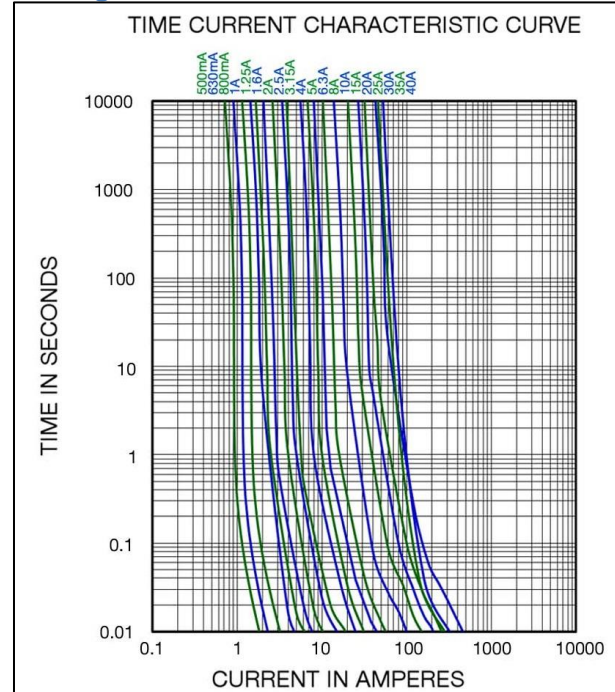
### Electrical Characteristics (UL/CSA STD.248-14)

Testing Current	Blow Time	
	Minimum	Maximum
100%	4 hrs.	N/A
200%	N/A	60 sec

## Temperature Derating Curve



## Average Time Current Curve



## Electrical Specifications

Part Number	Ampere Rating	Nominal Cold Resistance (ohms)	Nominal Volt-drop @100%In (Volt)	Voltage and Interrupting Ratings	Melting I <sup>2</sup> T @10 In (A <sup>2</sup> Sec)	Nominal Power Dissipation (W)	Agency Approvals	
							US	
0678H0500-XX	500mA	0.66	1.00	See Table of Safety Approvals on Page 1 for Voltage and associated Interrupting Ratings	0.03	0.5	Y	Y
0678H0630-XX	630mA	0.54	1.30		0.06	0.8	Y	Y
0678H0800-XX	800mA	0.38	1.10		0.08	0.9	Y	Y
0678H1000-XX	1A	0.21	0.70		0.3	0.7	Y	Y
0678H1250-XX	1.25A	0.10	0.20		0.4	0.3	Y	Y
0678H1600-XX	1.6A	0.08	0.19		0.5	0.3	Y	Y
0678H2000-XX	2A	0.059	0.18		1.0	0.4	Y	Y
0678H2500-XX	2.5A	0.043	0.18		1.8	0.5	Y	Y
0678H3150-XX	3.15A	0.035	0.18		2.8	0.6	Y	Y
0678H4000-XX	4A	0.021	0.18		7.8	0.7	Y	Y
0678H5000-XX	5A	0.016	0.18		10	0.9	Y	Y
0678H6300-XX	6.3A	0.013	0.17		20	1.1	Y	Y
0678H8000-XX	8A	0.010	0.15		34	1.2	Y	Y
0678H9100-XX	10A	0.0060	0.13		90	1.3	Y	Y
0678H9150-XX	15A	0.0041	0.12		220	1.8	Y	Y
0678H9200-XX	20A	0.0028	0.09		420	1.8	Y	Y
0678H9250-XX	25A	0.0023	0.08		660	2.0	Y	Y
0678H9300-XX	30A	0.0015	0.08		2000	2.4	Y	Y
0678H9350-XX	35A	0.0016	0.11		735	3.9	Y	Y
0678H9400-XX	40A	0.0015	0.11		1000	4.4	Y	Y

Consult manufacturer for other ratings

XX - Packaging code (see "ordering information")

### NOTES:

All tests were conducted with the fuses soldered to a printed circuit boards with a nominal thickness of 1.6 mm. The copper test circuit trace was a printed circuit with an overall length of 100 mm, copper thickness/width as described below. The printed circuit boards were mounted by screws to a test fixture having brass blocks for connection of the test leads. All samples were soldered to the test boards by the manufacturer.

Fuse rating	Test Board Trace Dimensions
500mA-5A	1 oz. copper, 5.0mm wide.
>5A-30A	3 oz. copper, 10mm wide.
>30A-40A	3 oz. copper, 15mm wide.

### Caution

- Minimum fusing point:

The 0678H Series fuse are NOT intended to be operated at currents between 100% and 200% of ampere rating. Prolonged operation at currents in this range may result in overheating of the fuse and/or desoldering of the fuse caps from the PCB pad.



Specifications subject to change without notice

Bel Fuse Inc.  
300 Executive Drive, Suite 300  
West Orange, NJ 07052 USA

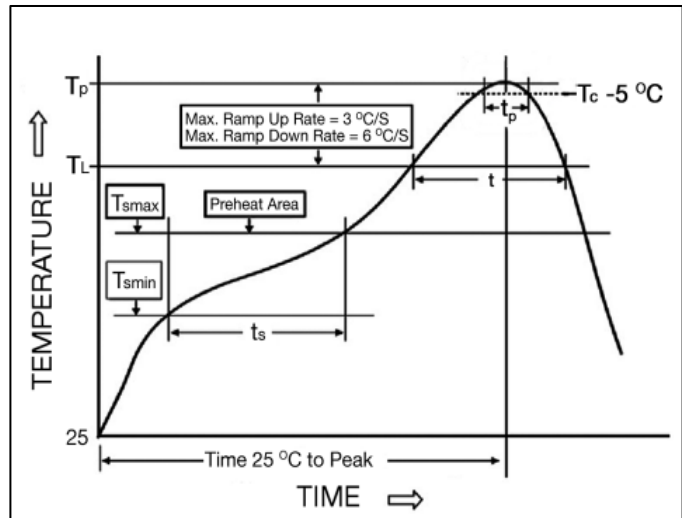
+1 201.432.0463  
Bel.US.CS@belf.com  
[belfuse.com/circuit-protection](http://belfuse.com/circuit-protection)

## Environmental Specifications

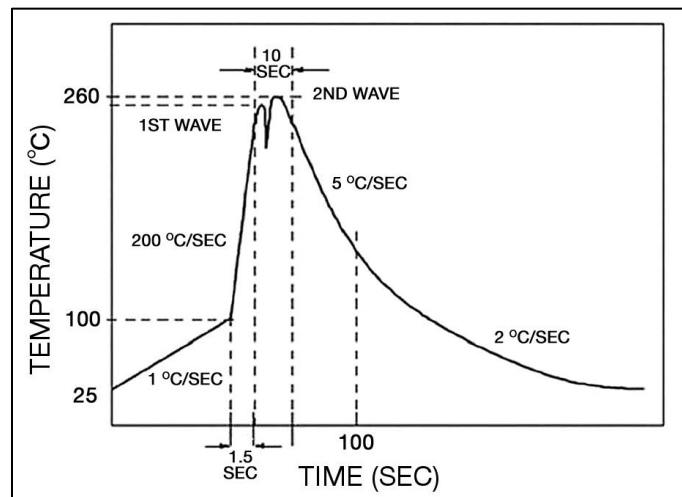
Shock Resistance	MIL-STD-202G, Method 213B, Test Condition 1 (100 G's peak for 6 milliseconds; Sawtooth waveform)	High temperature storage	MIL-STD-202 Method 108
Vibration Resistance	MIL-STD-202G, Method 201A (10-55 Hz, 0.06 inch, total excursion).	Temperature cycling	JESD22 Method JA-104, Test Condition B
Salt Spray Resistance	MIL-STD-202G, Method 101E, Test Condition B (48 hrs.).	Biased humidity	MIL-STD-202 Method 103, 85C/85% RH with 10% operating power for 1000 hrs.
Insulation Resistance	MIL-STD-202G, Method 302, Test Condition A (After Opening) 10,000 ohms minimum.	Operational life	MIL-STD-202 Method 108, Test Condition D
Solderability	MIL-STD-202G, Method 208H	Resistance to solvents	MIL-STD-202 Method 215
Resistance to solder Heat	MIL-STD-202G, Method 210F, Test Condition C. Top Side (260°C, 20 sec) MIL-STD-202G, Method 210F, Test Condition D. Bottom Side (260°C, 10 sec)	Mechanical shock	MIL-STD-202 Method 213, Test Condition C
Thermal Shock	MIL-STD-202G, Method 107G, Test Condition B (-65°C to +125°C).	Vibration	MIL-STD-202 Method 204
Operating Temperature	-55°C to +125°C	Resistance to soldering heat	MIL-STD-202 Method 210, Test condition B
Moisture Sensitivity Level	1 (According to IPC J-Std-020)	Thermal shock	MIL-STD-202 Method 107
		Solderability	J-STD-002
		Board flex(SMD)	AEC-Q200-005
		Terminal strength	AEC-Q200-006
		Electrical characterization	3 temperature electrical

## Soldering Parameters

IR Reflow Profile (IPC/JEDEC J-STD-020D)	
Preheat & Soak	
Temperature min ( $T_{smin}$ )	150°C
Temperature max ( $T_{smax}$ )	200°C
Time ( $T_{smin}$ to $T_{smax}$ ) ( $t_s$ )	60-120 seconds
Average ramp-up rate( $T_{smax}$ to $T_p$ )	3°C / second max.
Liquidous temperature( $T_L$ )	217°C
Time at liquidous ( $t_L$ )	60 – 150 seconds
Peak temperature ( $T_p$ )	260°C max
Time ( $t_p$ ) within 5°C of the specified classification temperature ( $T_c$ )	30 seconds
Average ramp-down rate( $T_p$ to $T_{smax}$ )	6°C / second max.
Time 25°C to peak temperature	8 minutes max.



Lead-free Wave Soldering Profile	
Wave Soldering Parameter	
Average ramp-up rate	200°C / second
Heating rate during preheat	typical 1 - 2°C / second Max 4°C / second
Final preheat temperature	within 125°C of soldering temperature
Peak temperature $T_p$	260°C
Time within +0°C / -5°C of actual peak temperature	10 seconds
Ramp-down rate	5°C / second max.



Specifications subject to change without notice



Bel Fuse Inc.  
300 Executive Drive, Suite 300  
West Orange, NJ 07052 USA

+1 201.432.0463  
Bel.US.CS@belf.com  
[belfuse.com/circuit-protection](http://belfuse.com/circuit-protection)

# Type 0678H

## Fuse FGNO Explanation

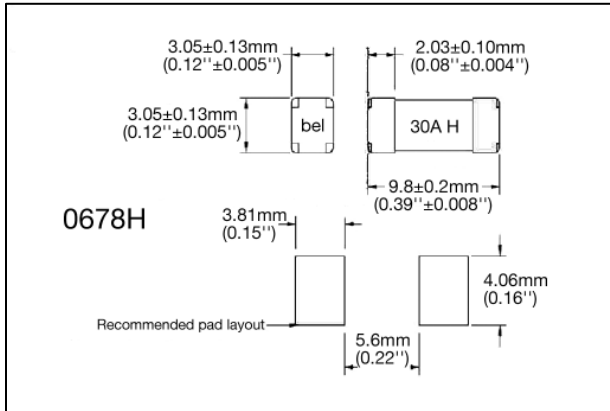
0678H [XXXX] -XX

0678H=0678H Series; [XXXX]=Ampere Rating; XX=See Ordering Information as below

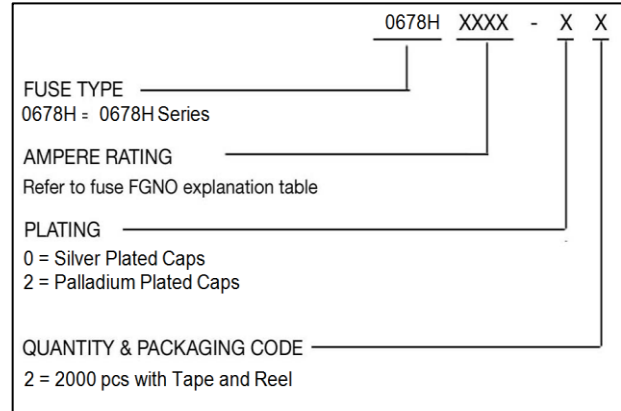
Fraction	Decimal	Milliamps	Bel FGNO[XXXX]
1/2	0.500	500	0500
	.630	630	0630
8/10	.800	800	0800

Fraction	Decimal	Amps	Bel FGNO[XXXX]
	1.0	1	1000
1-1/4	1.25	1.25	1250
	1.60	1.6	1600
	2.0	2	2000
2-1/2	2.5	2.5	2500
	3.15	3.15	3150
	4.0	4	4000
	5.0	5	5000
	6.3	6.3	6300
	8.0	8	8000
		10	9100
		15	9150
		20	9200
		25	9250
		30	9300
		35	9350
		40	9400

## Mechanical Dimensions



## Ordering Information



## Packaging

Packaging Tape & Reel	Packaging Specification	Quantity	Quantity & Packaging Code
16mm wide tape with 13 inches Diameter reel	EIA Standard 481-E	2000	2



Specifications subject to change without notice

Bel Fuse Inc.  
300 Executive Drive, Suite 300  
West Orange, NJ 07052 USA

+1 201.432.0463  
Bel.US.CS@belf.com  
[belfuse.com/circuit-protection](http://belfuse.com/circuit-protection)