

Type 0ALK

10x32mm, High Current Fuse

0ALK Series

RoHS Compliant

Description

10x32mm cartridge fuse with 30A to 60A current ratings

Features

- High breaking capacity for high energy application
- Excellent DC performance
- Full compliance with EU Directive 2011/65/EU and amending directive 2015/863

Applications

EV application



LEAD FREE =



Electrical Characteristics


1.0In	1 Hour, Minimum
3.5In	10 Seconds, Maximum

Physical Specifications

Materials	Body : Ceramic
	Cap: Copper alloy
	Lead Cap: Tin plated copper alloy
Marking	On Fuse : "bel", "0ALK", "Current Rating", "Interrupting Rating", "Voltage Rating", "Appropriate Safety Logos", "aR"
	On Label :
	"bel", "0ALKX", "Current Rating", "Voltage Rating", "Interrupting Rating", "Appropriate Safety Logos" and "  ", "  " (China RoHS compliant).



Ratings

Safety Agency	Ampere Rating / Voltage Rating	Ampere Range / Volt @ I.R. ability*
 E491441	30A-60A / 500V DC / 500V AC / 420V AC / 277V AC	30A-60A / 500V @ 10kA DC / 500V @ 3kA AC / 277V @ 25kA AC** 30A-50A / 420V @ 10kA AC 60A / 420V @ 6kA AC

*I.R.= Interrupting Rating = Short Circuit Rating (Amps)

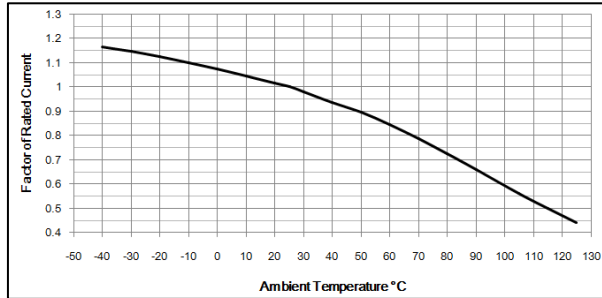
**Self-certified for Breaking Capacity 25kA @ 277VAC

Product Characteristics

Terminal Strength	MIL-STD-202, Method 211, Test Condition A
Lead Solderability	MIL-STD-202, Method 208
Mechanical Vibration	MIL-STD-202, Method 201
Thermal Shock	MIL-STD-202, Method 107, Test Condition B
Humidity	MIL-STD-202, Method 103, Test Condition A

Temperature Derating Curve

Operating Temperature: -40°C to +125°C,
with proper derating factor applied

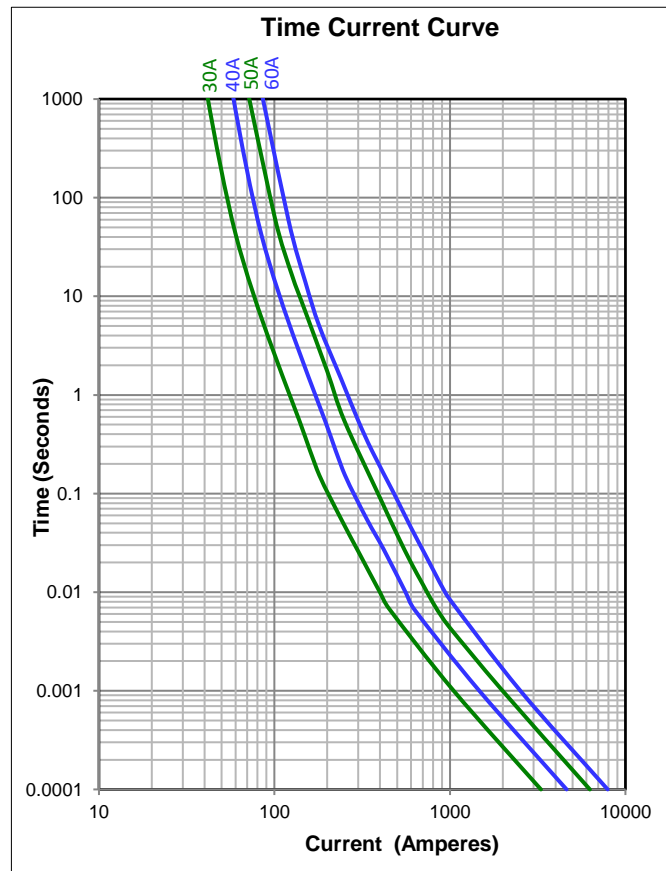


Soldering Parameter

- Wave Soldering:
- Solder Pot Temperature: 260°C Max.
- Solder Dwell Time: 10s Max.
- Hand-Solder (not recommended):
- Solder Iron Temperature: 350°C +/- 5°C
- Heating Time: 5s Max.

Average Time Current Curve

For Short Protection only, the Min. IR is 3.5In.



Electrical Specifications

Part Number	Ampere Rating	Voltage and Interrupting Ratings	Typical Cold. Resistance (mOhms)	Typical Pre-Arcing I ² t (A ² Sec)
0ALKx9300-xx	30A	See Table of Ratings on Page 1 for Voltage and associated Interrupting Ratings	3.0	1100
0ALKx9400-xx	40A		2.2	2150
0ALKx9500-xx	50A		1.6	3930
0ALKx9600-xx	60A		1.3	6230

Consult manufacturer for other ratings

DC Cold Resistance are measured at <10% of rated current in ambient temperature of 25°C

Temperature Rise: less than 50K with 0.5In current



Specifications subject to change without notice

Bel Fuse Inc.
300 Executive Drive, Suite 300,
West Orange, NJ 07052 USA

+1 201.432.0463
Bel.US.CS@belf.com
belfuse.com/circuit-protection

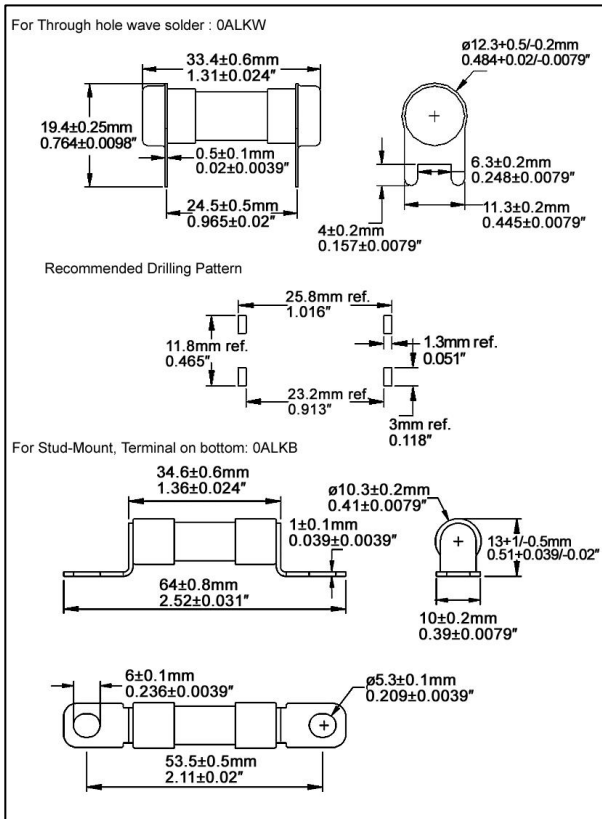
Fuse FGNO Explanation

0ALK X [XXXX] - XX

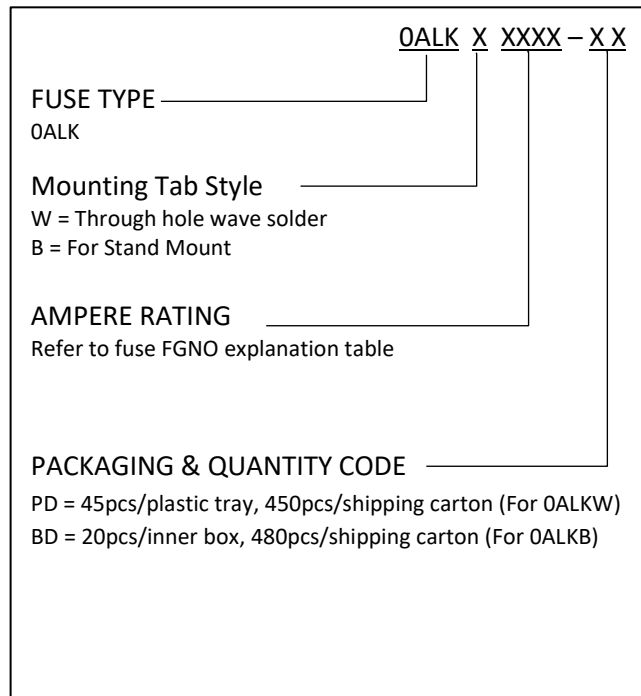
0ALKW/B=0ALKW/B; [XXXX]=Ampere Rating; XX=See Ordering Information as below

Amps	Bel FGNO[XXXX]
30	9300
40	9400
50	9500
60	9600

Mechanical Dimensions



Ordering Information



Packaging

Packaging Option	Quantity	Packaging Code
Plastic Tray(0ALKW)	45pcs/plastic tray, 450pcs/shipping carton	PD
Bulk(0ALKB)	20pcs/inner box, 480pcs/shipping carton	BD