SC63CB

SMD POWER INDUCTORS

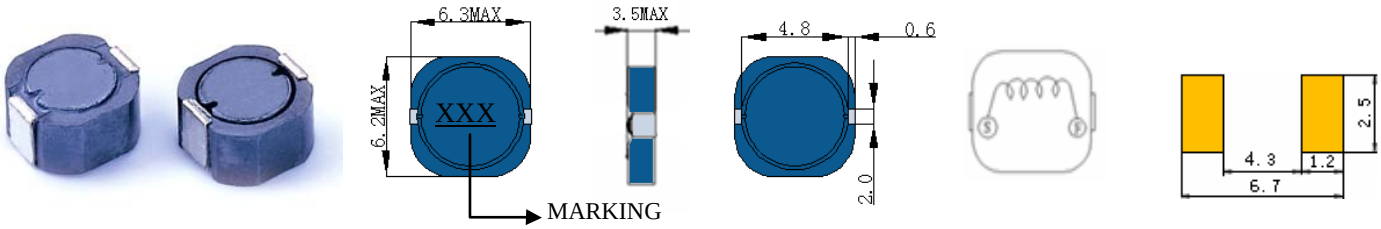

● Features
1. Magnetically shielded construction
2. LOW Profile (3.0mm max. height x 6.3mm square)
3. Low DC resistance makes this product very suitable for large current applications

CHARACTERISTICS

Part Number	Inductance (uH) (1)	Test Frequency	DC Resistance (Ω MAX) (2)	Saturation Current(3) (A)	Temperature Current(4) (A)
SC63CB-2R0	2.0	100KHZ	20m	3.00	4.00
SC63CB-2R7	2.7	100KHZ	23m	2.69	3.60
SC63CB-3R3	3.3	100KHZ	27m	2.57	3.24
SC63CB-4R7	4.7	100KHZ	33m	2.08	3.10
SC63CB-6R2	6.2	100KHZ	39m	1.84	2.85
SC63CB-8R2	8.2	100KHZ	45m	1.54	2.70
SC63CB-100	10	100KHZ	50m	1.49	2.56
SC63CB-120	12	100KHZ	65m	1.28	2.43
SC63CB-150	15	100KHZ	80m	1.10	2.18
SC63CB-180	18	100KHZ	85m	1.05	2.07
SC63CB-220	22	100KHZ	110m	0.97	1.75
SC63CB-270	27	100KHZ	146m	0.82	1.67
SC63CB-330	33	100KHZ	169m	0.76	1.50
SC63CB-390	39	100KHZ	198m	0.70	1.42
SC63CB-470	47	100KHZ	218m	0.68	1.34
SC63CB-560	56	100KHZ	268m	0.60	1.20
SC63CB-680	68	100KHZ	333m	0.56	1.02
SC63CB-820	82	100KHZ	436m	0.47	0.91
SC63CB-101	100	100KHZ	496m	0.45	0.86
SC63CB-151	150	100KHZ	691m	0.37	0.77

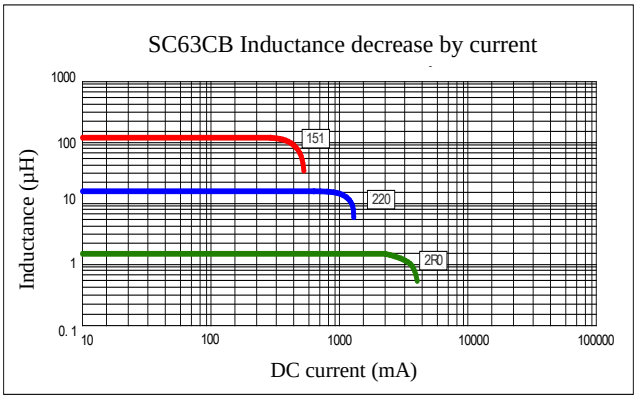

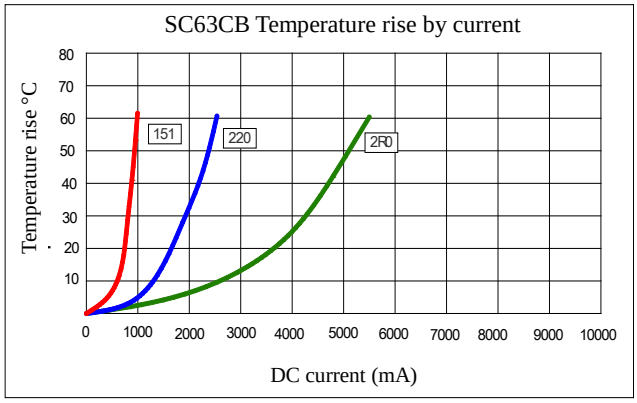

(1). Inductance tolerance for 2.0uH~8.2uH: ±30%, for 10uH~150uH: ±20%. Tested at 0.25V, 0ADC and 25℃
(2). DCR measured at 25℃.
(3). The DC current at which the inductance decreases by 30% from its initial value.
(4). The DC current that results in a 40℃ temperature rise from 25℃ambient.

Click here for QUANTITY PER REEL & PACKING INFORMATION

Custom versions available upon request.

© 2019 Signal Transformer –Specification subject to change without notice. 12.19

signal TRANSFORMER a bel group
belfuse.com/signal
128 Atlantic Avenue, Lynbrook, NY 11563
Toll Free 866-239-5777 • Tel 516-239-5777 • Fax 516-239-7208
Sales@signaltransformer.com • techhelp@signaltransformer.com

Please read our datasheet & drawing disclaimer here.