SC3316C

SMD POWER INDUCTORS

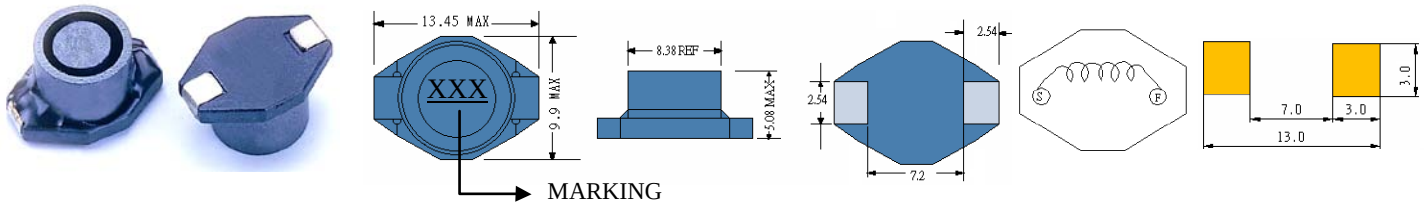

- Features

1. Magnetically shielded construction
2 Excellent Power Density
3 Engineered to Provide High Efficiency

ELECTRICAL CHARACTERISTICS

Part Number	Inductance (uH) (1)	Test Frequency	DC Resistance (Ω MAX) (2)	Saturation Current (3) (A)	Temperature Current (4) (A)
SC3316C-1R0	1.0	100KHZ	21m	5.60	6.00
SC3316C-1R5	1.5	100KHZ	22m	5.20	5.70
SC3316C-2R2	2.2	100KHZ	32m	5.00	4.59
SC3316C 3R3	3.3	100KHZ	39m	3.90	4.37
SC3316C-4R7	4.7	100KHZ	54m	3.20	3.73
SC3316C-6R8	6.8	100KHZ	75m	2.80	2.61
SC3316C-100	10	100KHZ	0.101	2.40	2.34
SC3316C-150	15	100KHZ	0.150	2.00	1.87
SC3316C-220	22	100KHZ	0.207	1.60	1.49
SC3316C-330	33	100KHZ	0.334	1.40	1.20
SC3316C-470	47	100KHZ	0.472	1.00	0.96
SC3316C-680	68	100KHZ	0.660	0.90	0.77
SC3316C-101	100	100KHZ	0.924	0.80	0.61
SC3316C-151	150	100KHZ	1.290	0.70	0.49
SC3316C-221	220	100KHZ	2.200	0.50	0.39
SC3316C-331	330	100KHZ	2.500	0.38	0.31
SC3316C-471	470	100KHZ	3.700	0.35	0.28
SC3316C-681	680	100KHZ	6.40	0.30	0.225
SC3316C-102	1000	100KHZ	9.60	0.20	0.20

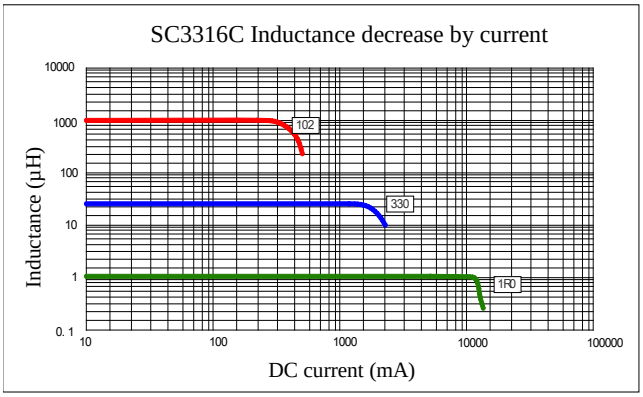

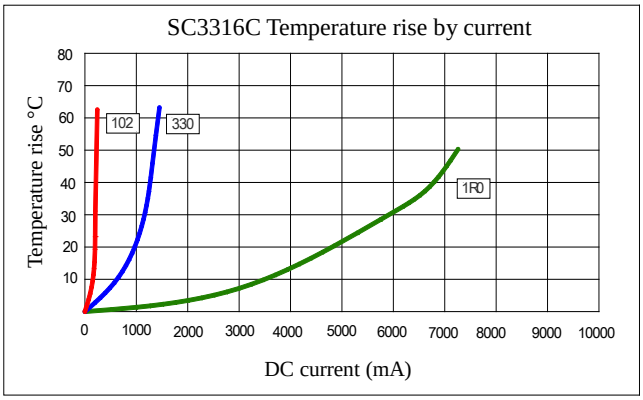

(1). Inductance tolerance for 1.0uH~2.2uH: ±30%, for 3.3uH~1000uH: ±20%. Tested at 0.25V, 0ADC and 25℃.
(2). DCR measured at 25℃.
(3). The DC current at which the inductance decreases by 10% from its initial value.
(4). The DC current that results in a 40℃ temperature rise from 25℃ ambient.

Click here for QUANTITY PER REEL & PACKING INFORMATION

Custom versions available upon request.

©2011 Signal Transformer –Specification subject to change without notice. 07.11

signal TRANSFORMER a bel group
belfuse.com/signal
128 Atlantic Avenue, Lynbrook, NY 11563
Toll Free 866-239-5777 • Tel 516-239-5777 • Fax 516-239-7208
Sales@signaltransformer.com • techhelp@signaltransformer.com

Please read our datasheet & drawing disclaimer here.