SC75B

SMD POWER INDUCTORS

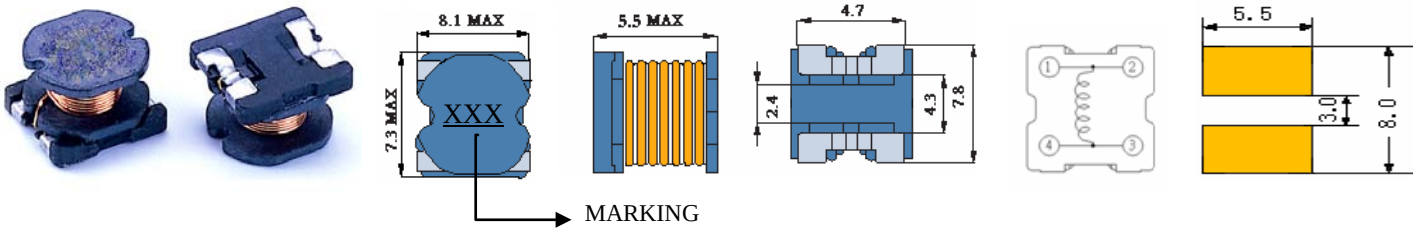

● Features

1. Open frame construction
2 Excellent Power Density
3 Engineered to Provide High Efficiency

ELECTRICAL CHARACTERISTICS

Part Number	Inductance (uH) (1)	Test Frequency	DC Resistance (Ω MAX) (2)	Saturation Current (3) (A)	Temperature Current (4) (A)
SC75B-100	10	2.52MHZ	0.07	2.30	3.20
SC75B-120	12	2.52MHZ	0.08	2.00	3.00
SC75B-150	15	2.52MHZ	0.09	1.80	2.75
SC75B-180	18	2.52MHZ	0.10	1.60	2.40
SC75B-220	22	2.52MHZ	0.11	1.50	2.10
SC75B-270	27	2.52MHZ	0.12	1.30	1.85
SC75B-330	33	2.52MHZ	0.13	1.20	1.70
SC75B-390	39	2.52MHZ	0.16	1.10	1.55
SC75B-470	47	2.52MHZ	0.18	1.10	1.47
SC75B-560	56	2.52MHZ	0.24	0.94	1.30
SC75B-680	68	2.52MHZ	0.28	0.85	1.12
SC75B-820	82	2.52MHZ	0.37	0.78	1.03
SC75B-101	100	1KHZ	0.43	0.72	0.90
SC75B-121	120	1KHZ	0.47	0.66	0.86
SC75B-151	150	1KHZ	0.64	0.58	0.80
SC75B-181	180	1KHZ	0.71	0.51	0.76
SC75B-221	220	1KHZ	0.96	0.49	0.68
SC75B-271	270	1KHZ	1.11	0.42	0.60
SC75B-331	330	1KHZ	1.26	0.40	0.52
SC75B-391	390	1KHZ	1.77	0.36	0.50
SC75B-471	470	1KHZ	1.96	0.34	0.46

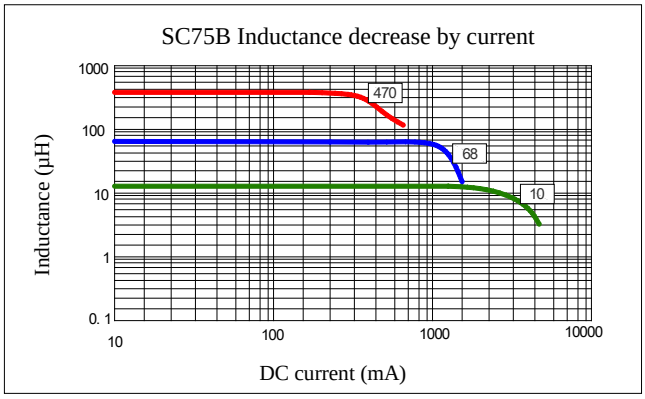

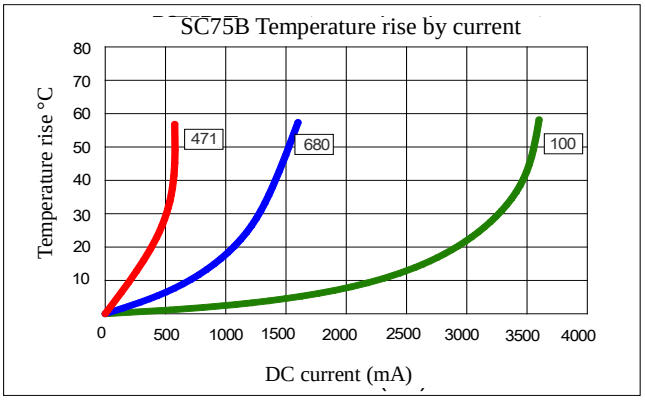

(1). Inductance tolerance±20% tested at 0.25V, 0ADC and 25℃.
(2). DCR measured at 25℃.
(3). The DC current at which the inductance decreases by 10% from its initial value.
(4). The DC current that results in a 40℃ temperature rise from 25℃ ambient.

Click here for QUANTITY PER REEL & PACKING INFORMATION

Custom versions available upon request.

© 2019 Signal Transformer –Specification subject to change without notice. 12.19

signal TRANSFORMER a bel group
belfuse.com/signal
128 Atlantic Avenue, Lynbrook, NY 11563
Toll Free 866-239-5777 • Tel 516-239-5777 • Fax 516-239-7208
Sales@signaltransformer.com • techhelp@signaltransformer.com

Please read our datasheet & drawing disclaimer here.